



**FISHER COUNTY, TEXAS
ANNUAL FINANCIAL REPORT
YEAR ENDED SEPTEMBER 30, 2014**

**FISHER COUNTY, TEXAS
ANNUAL FINANCIAL REPORT
FOR THE YEAR ENDED SEPTEMBER 30, 2014
TABLE OF CONTENTS**

<u>Exhibit</u>		<u>Page</u>
	List of Principal County Officials	2
	Independent Auditor's Report	3
	Management's Discussion and Analysis	5
	<u>BASIC FINANCIAL STATEMENTS</u>	
	Government Wide Statements	
A-1	Statement of Net Position	17
B-1	Statement of Activities	18
	Governmental Fund Financial Statements	
C-1	Balance Sheet	20
C-2	Reconciliation of the Governmental Fund Balance Sheet to the Statement of Net Position	21
C-3	Statement of Revenues, Expenditures, and Changes in Fund Balance	22
C-4	Reconciliation of the Governmental Funds Statement of Revenues, Expenditures, and Change in Fund Balance to the Statement of Activities	24
	Fiduciary Fund Financial Statements	
D-1	Statement of Fiduciary Net Position	26
	Notes to the Financial Statements	27
	<u>Required Supplementary Information</u>	
E-1	Budgetary Comparison Schedule - General Fund	51
	<u>Combining and Individual Fund Schedules</u>	
	Non-major Governmental Funds:	
F-1	Combining Balance Sheet	54
F-2	Combining Statement of Revenues, Expenditures, and Changes in Fund Balance	66
	Agency Funds:	
F-3	Combining Statement of Net Position	75
	<u>Reports on Compliance and Internal Controls</u>	
	Report on Compliance and Internal Control Over Financial Reporting Based on an Audit of Financial Statements Performed in Accordance with <i>Government Auditing Standards</i>	77
	Schedule of Findings and Responses	79
	<u>Other Independent Auditor Communications</u>	
	Communication of No Material Weaknesses in a Separate Report	81
	Communication with Those Charged With Governance at the Conclusion of the Audit	82

FISHER COUNTY, TEXAS

CURRENT PRINCIPAL COUNTY OFFICIALS

As of September 30, 2014

**Marshal Bennett
Gordon Pippin
Billy Henderson
Preston Martin
Scott Feagan
Jonnye Gibson
Rudy Hamric
Tammy Haley
Pat Thomson
Kathy Davenport
J.A. Robinson
Terrye Gruben
Tammy Morton
Luis Carrillo**

**County Judge
Commissioner, Precinct 1
Commissioner, Precinct 2
Commissioner, Precinct 3
Commissioner, Precinct 4
Tax Assessor-Collector
County Attorney
District Clerk
County Clerk
County Treasurer
County Sheriff
County Auditor
Justice of the Peace #1
Justice of the Peace #3**

James E. Rodgers and Company, PC

Certified Public Accountants

20 Southwest Third Street • PO Box 669 • Hamlin, Texas 79520 • Tel: 325-576-2356 • Fax: 325-576-3525

E-mail: rodgerscpa@att.net

Member of Texas Society of CPA's and American Institute of CPA's

Richard E. Rodgers CPA • Gerald L. Rodgers CPA

June 8, 2015

Unmodified Report on Financial Statements Issued in Accordance with Government Auditing Standards Accompanied by Required Supplementary Information, Supplementary Information, and Other Information

Independent Auditor's Report

Commissioners Court of Fisher County, Texas
Fisher County, Texas
Roby, Texas 79543

Report on the Financial Statements

We have audited the accompanying financial statements of the governmental activities, each major fund, and the aggregate remaining fund information of Fisher County, Texas (the County) as of and for the year ended September 30, 2014, and the related notes to the financial statements, which collectively comprise the County's basic financial statements as listed in the table of contents.

Management's Responsibility for the Financial Statements

Management is responsible for the preparation and fair presentation of these financial statements in accordance with accounting principles generally accepted in the United States of America; this includes the design, implementation, and maintenance of internal control relevant to the preparation and fair presentation of financial statements that are free from material misstatement, whether due to fraud or error.

Auditor's Responsibility

Our responsibility is to express opinions on these financial statements based on our audit. We conducted our audit in accordance with auditing standards generally accepted in the United States of America and the standards applicable to financial audits contained in *Government Auditing Standards*, issued by the Comptroller General of the United States. Those standards require that we plan and perform the audit to obtain reasonable assurance about whether the financial statements are free from material misstatement.

An audit involves performing procedures to obtain audit evidence about the amounts and disclosures in the financial statements. The procedures selected depend on the auditor's judgment, including the assessment of the risks of material misstatement of the financial statements, whether due to fraud or error. In making those risk assessments, the auditor considers internal control relevant to the entity's preparation and fair presentation of the financial statements in order to design audit procedures that are appropriate in the circumstances, but not for the purpose of expressing an opinion on the effectiveness of the entity's internal control. Accordingly, we express no such opinion. An audit also includes evaluating the appropriateness of accounting policies used and the reasonableness of significant accounting estimates made by management, as well as evaluating the overall presentation of the financial statements. We believe that the audit evidence we have obtained is sufficient and appropriate to provide a basis for our audit opinions.

Opinions

In our opinion, the financial statements referred to above present fairly, in all material respects, the respective financial position of the governmental activities, each major fund, and the aggregate remaining fund information

James E. Rodgers and Company, PC

of Fisher County, Texas, as of September 30, 2014, and the respective changes in financial position, and, where applicable, cash flows thereof for the year then ended in accordance with accounting principles generally accepted in the United States of America.

Other Matters

Required Supplementary Information

Accounting principles generally accepted in the United States of America require that the management's discussion and analysis and budgetary comparison information be presented to supplement the basic financial statements. Such information, although not a part of the basic financial statements, is required by the Governmental Accounting Standards Board, who considers it to be an essential part of financial reporting for placing the basic financial statements in an appropriate operational, economic, or historical context. We have applied certain limited procedures to the required supplementary information in accordance with auditing standards generally accepted in the United States of America, which consisted of inquiries of management about the methods of preparing the information and comparing the information for consistency with management's responses to our inquiries, the basic financial statements, and other knowledge we obtained during our audit of the basic financial statements. We do not express an opinion or provide any assurance on the information because the limited procedures do not provide us with sufficient evidence to express an opinion or provide any assurance.

Other Information

Our audit was conducted for the purpose of forming opinions on the financial statements that collectively comprise the County's basic financial statements. The introductory section and combining and individual nonmajor fund financial statements are presented for purposes of additional analysis and are not a required part of the basic financial statements.


The combining and individual nonmajor fund financial statements are the responsibility of management and were derived from and relate directly to the underlying accounting and other records used to prepare the basic financial statements. Such information has been subjected to the auditing procedures applied in the audit of the basic financial statements and certain additional procedures, including comparing and reconciling such information directly to the underlying accounting and other records used to prepare the basic financial statements or to the basic financial statements themselves, and other additional procedures in accordance with auditing standards generally accepted in the United States of America. In our opinion, the combining and individual nonmajor fund financial statements are fairly stated in all material respects in relation to the basic financial statements as a whole.

The introductory section has not been subjected to the auditing procedures applied in the audit of the basic financial statements and, accordingly, we do not express an opinion or provide any assurance on it.

Other Reporting Required by Government Auditing Standards

In accordance with *Government Auditing Standards*, we have also issued our report dated June 8, 2015, on our consideration of the County's internal control over financial reporting and on our tests of its compliance with certain provisions of laws, regulations, contracts, and grant agreements and other matters. The purpose of that report is to describe the scope of our testing of internal control over financial reporting and compliance and the results of that testing, and not to provide an opinion on internal control over financial reporting or on compliance. That report is an integral part of an audit performed in accordance with *Government Auditing Standards* in considering County's internal control over financial reporting and compliance.

Respectfully submitted,


James E. Rodgers and Company, P.C.

FISHER COUNTY, TEXAS



Management's Discussion and Analysis

In this section of the Annual Financial and Compliance Report, we, the administration of FISHER COUNTY, TEXAS discuss and analyze the County's financial performance for the fiscal year ended September 30, 2014. Please read it in conjunction with the independent auditor's report which precedes this analysis and the County's Basic Financial Statements which begin following this analysis.

FINANCIAL HIGHLIGHTS

Highlights of Current Fiscal Year Finances

County's Total Net Position at the end of the Year	\$	2,976,355
Total County Revenues for the Current Fiscal Year	\$	3,624,913
Total County Expenses for the Current Fiscal Year	\$	3,691,401
Fund Balance in the General Fund at the End of Year	\$	1,105,606

Changes in the County's Finances from the Previous Fiscal Year

	Increase (Decrease)	
	\$	%
<u>Change in Net Position:</u>		
Change in the County's Total Net Position	\$ (66,488)	-2.19%
<u>Revenue Changes:</u>		
Change in the County's Total Revenues	\$ (100,455)	-2.70%
Change in the County's Property Tax Revenues	\$ 111,109	2.98%
<u>Expense Changes:</u>		
Change in the County's Total Expenses	\$ (53,024)	-1.42%
<u>Other Information:</u>		
Change in the County's General Fund Balance	\$ (49,020)	-7.07%
Excess (Deficit) of Actual Revenue over Budgeted Revenue - General Fund	\$ (88,535)	-3.35%

USING THIS ANNUAL REPORT

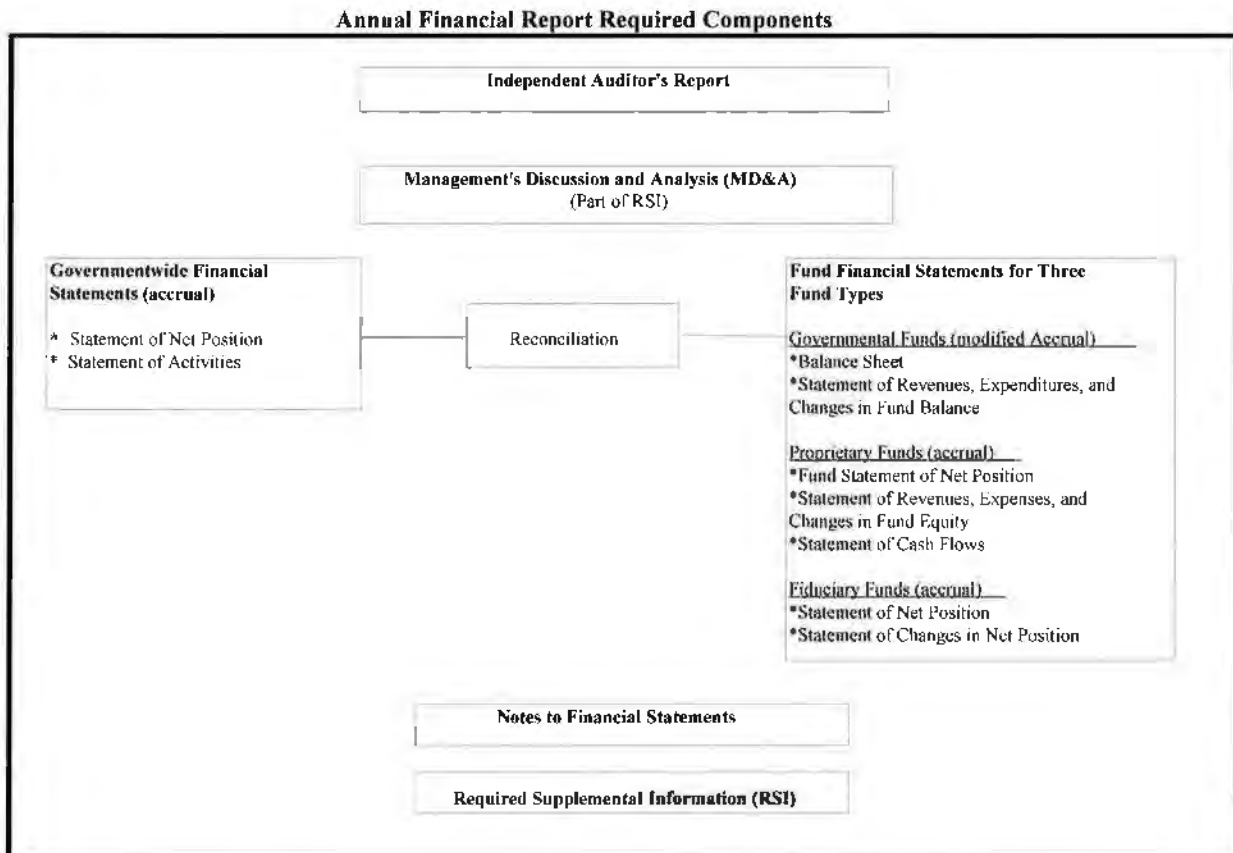
This annual report consists of a series of financial statements. The government-wide financial statements include the Statement of Net Position and the Statement of Activities (Exhibits A-1 and B-1 in the Basic Financial Statements section). These provide information about the activities of the County as a whole and present a longer-term view of the County's property and debt obligations and other financial matters. They reflect the flow of total economic resources in a manner similar to the financial reports of a business enterprise.

Fund financial statements (Series C and D Exhibits in the Basic Financial Statements section) report the County's operations in more detail than the government-wide statements by providing information about the County's most significant funds. For governmental activities, these statements tell how services were financed in the short term as well as what resources remain for future spending. They reflect the flow of current financial resources, and supply the basis for intergovernmental revenue assessments and the appropriations budget. For proprietary activities, fund financial statements tell how goods or services of the County were sold to external customers and how the sales revenues covered the expenses of the goods or services. The remaining statements, fiduciary statements, provide financial information about activities for which the County acts solely as a trustee or agent.

The notes to the financial statements (the last document in the Basic Financial Statements section) provide narrative explanations or additional data needed for full disclosure in the government-wide statements or the fund financial statements.

The combining statements for non-major funds contain even more information about the County's individual funds.

The following chart illustrates the required components of an annual financial report prepared in compliance with current governmental accounting and reporting standards.



Reporting the County as a Whole

The Statement of Net Position and the Statement of Activities

The analysis of the County's overall financial condition and operations begins in the first part of the Basic Financial Statements section. Its primary purpose is to show whether the County is better off or worse off as a result of the year's activities. The Statement of Net Position includes all the County's assets and liabilities at the end of the year while the Statement of Activities includes all the revenues and expenses generated by the County's operations during the year. These apply the accrual basis of accounting which is the basis used by private sector companies.

All of the current year's revenues and expenses are taken into account regardless of when cash is received or paid. The County's revenues are divided into those provided by outside parties who share the costs of some programs, such as revenues provided by user fees, licenses, permits, or revenues from other governments (intergovernmental revenues), grants provided by the State of Texas (operating grants and contributions), or property taxes and other miscellaneous revenues (general revenues). All the County's assets are reported whether they serve the current year or future years. Liabilities are considered regardless of whether they must be paid in the current or future years.

These two statements report the County's net position and changes in them. The County's net position (the difference between assets and liabilities) provides one measure of the County's financial health, or financial position. Over time, increases or decreases in the County's net position is one indicator of whether its financial health is improving or deteriorating. To fully assess the overall health of the County, however, you should consider nonfinancial factors as well, such as changes in the County's population, its property tax base, and the condition of the County's facilities and infrastructure.

In the Statement of Net Position and the Statement of Activities, we divide the County into two kinds of activities:

- **Governmental activities**—Most of the County's basic services are reported here, including general administration, public safety, judicial, health and social services, and infrastructure (roads and bridges). Property taxes, intergovernmental revenues, user fees, and state and federal grants finance most of these activities.
- **Business-type activities**—The County does not currently have any business type activities. The airport was considered a business type activity in prior years, but the economics of the activity have changed such that it is no longer classified as a business type activity.

Reporting the County's Most Significant Funds

Fund Financial Statements

The fund financial statements (which begin after the government wide statements) provide detailed information about the most significant funds—not the County as a whole. Laws and contracts require the County to establish some funds, such as potential grants received. The County's administration establishes other funds to help it control and manage money for particular purposes (like juvenile probation activities). The County utilizes only one kind of fund—governmental. The County does not presently utilize proprietary type funds, such as internal service funds, which use a different accounting approach.

- Governmental funds—Almost all of the County's basic services are reported in governmental funds. These use modified accrual accounting (a method that measures the receipt and disbursement of cash and all other financial assets that can be readily converted to cash) and report balances that are available for future spending. The governmental fund statements provide a detailed short-term view of the County's general operations and the basic services it provides. We describe the differences between governmental activities (reported in the Statement of Net Position and the Statement of Activities) and governmental funds in reconciliation schedules following each of the fund financial statements.
- Proprietary funds—The County does not have any proprietary funds.

The County as Trustee

Reporting the County's Fiduciary Responsibilities

The County is the trustee, or fiduciary, for various funds collected for other government entities such as the State of Texas and various funds held for minors as required by court order. The County performs collection activities and disburses such funds on a routine basis. All of the County's fiduciary activities are reported in a separate Statement of Fiduciary Net Position (Exhibit D-1). We exclude these resources from the County's other financial statements because the County cannot use these assets to finance its operations. The County is only responsible for ensuring that the assets reported in these funds are collected and distributed properly.

GOVERNMENT-WIDE FINANCIAL ANALYSIS

Our government-wide analysis focuses on the net position (Table I) and changes in net position (Table II) of the County's governmental and business-type activities for the year ended September 30, 2014.

Net position and changes in net position of the County for the current and previous year are as follows:

**Table I
FISHER COUNTY, TEXAS
Net Position**

	Governmental Activities		Business-Type Activities		Totals	
	2013	2014	2013	2014	2013	2014
Current and other assets	\$ 1,528,232	\$ 1,499,540	\$ -	\$ -	\$ 1,528,232	\$ 1,499,540
Capital assets	2,532,593	2,269,505	-	-	2,532,593	2,269,505
Total Assets	\$ 4,060,825	\$ 3,769,045	\$ -	\$ -	\$ 4,060,825	\$ 3,769,045
Long-term liabilities	\$ 966,184	\$ 710,254	\$ -	\$ -	\$ 966,184	\$ 710,254
Other liabilities	51,798	82,436	-	-	51,798	82,436
Unearned Revenues	-	-	-	-	-	-
Total Liabilities	\$ 1,017,982	\$ 792,690	\$ -	\$ -	\$ 1,017,982	\$ 792,690
Net Position:						
Net Investment in capital assets	\$ 1,566,409	\$ 1,559,251	\$ -	\$ -	\$ 1,566,409	\$ 1,559,251
Restricted	229,136	216,102	-	-	229,136	216,102
Unrestricted	1,247,298	1,201,002	-	-	1,247,298	1,201,002
Total Net Position	\$ 3,042,843	\$ 2,976,355	\$ -	\$ -	\$ 3,042,843	\$ 2,976,355

Table II
FISHER COUNTY, TEXAS
Changes in Net Position

	Governmental Activities		Business-Type Activities		Totals	
	2013	2014	2013	2014	2013	2014
Program Revenues:						
Charges for Services	\$ 591,141	\$ 600,030	\$ -	\$ -	\$ 591,141	\$ 600,030
Operating Grant and Contributions	320,911	126,603	-	-	320,911	126,603
Grants and Contributions Not Restricted	-	53,749	-	-	-	53,749
General Revenues:						
Property Taxes	2,689,291	2,800,400	-	-	2,689,291	2,800,400
Investment Earnings	41,083	3,379	-	-	41,083	3,379
Miscellaneous	82,942	40,752	-	-	82,942	40,752
Total Revenues	\$ 3,725,368	\$ 3,624,913	\$ -	\$ -	\$ 3,725,368	\$ 3,624,913
Expenses						
General Government - Administration	\$ 630,073	\$ 694,845	\$ -	\$ -	\$ 630,073	\$ 694,845
General Government - Financial	238,841	241,666	-	-	238,841	241,666
General Government - Maintenance & Building	103,716	136,635	-	-	103,716	136,635
Public Safety	832,019	840,669	-	-	832,019	840,669
Judicial and Legal	351,927	350,331	-	-	351,927	350,331
Social and Health Services	194,109	201,381	-	-	194,109	201,381
Infrastructure and Environmental Services	1,324,734	1,164,077	-	-	1,324,734	1,164,077
Intergovernmental	38,200	38,328	-	-	38,200	38,328
Interest on Long-Term Debt	30,806	23,469	-	-	30,806	23,469
Total Expenses	\$ 3,744,425	\$ 3,691,401	\$ -	\$ -	\$ 3,744,425	\$ 3,691,401
Increase in Net Position before transfers and special items	\$ (19,057)	\$ (66,488)	\$ -	\$ -	\$ (19,057)	\$ (66,488)
Transfers	-	-	-	-	-	-
Extraordinary And Special Items	-	-	-	-	-	-
Net Position at 10/1	3,061,900	3,042,843	-	-	3,061,900	3,042,843
Total Net Position	\$ 3,042,843	\$ 2,976,355	\$ -	\$ -	\$ 3,042,843	\$ 2,976,355

An analysis of the changes in net position for governmental activities is as follows:

Excess of Revenues Over Expenditures for Governmental Funds	\$ (58,082)
Current Year Purchases of Capital Assets	35,575
Current Year Debt Principal Payments	286,671
Depreciation	(298,662)
Reclassification of Debt Proceeds as Increases in Long Term Debt	(37,750)
Other Modified to Full Accrual Adjustments	5,760
Change in Net Position of Governmental Activities	\$ (66,488)

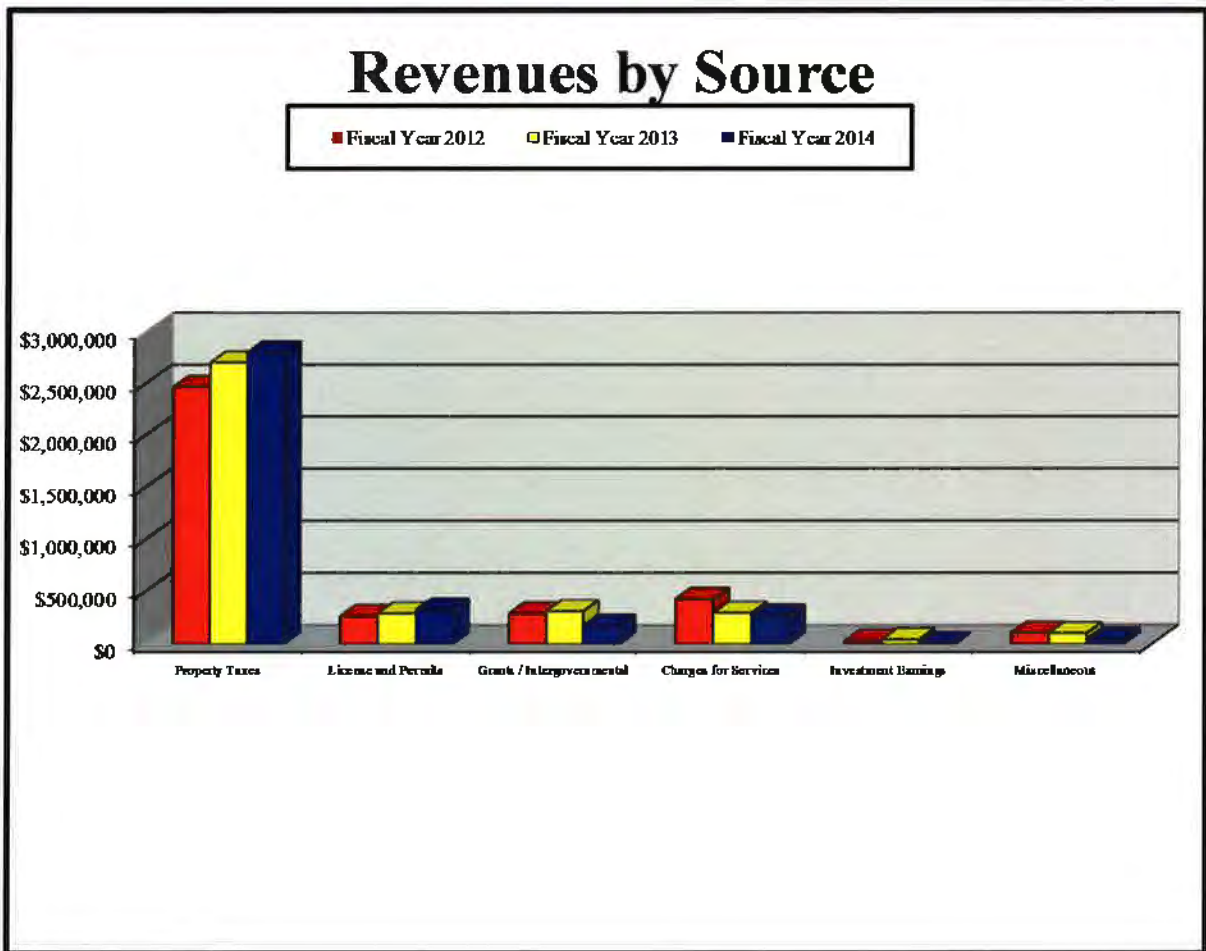
THE COUNTY'S FUNDS

A financial summary of the County's governmental funds for the current year is as follows:

<u>Governmental Fund Financial Statements</u>			
<u>(Modified Accrual Basis for Budgetary & Control Purposes)</u>			
	General Fund	Other Funds	Total All Funds
Revenues	\$ 2,556,627	\$ 1,069,537	\$ 3,626,164
Expenditures	(2,188,165)	(1,533,831)	(3,721,996)
Other Financing Sources	395	455,232	455,627
Other Financing Uses	(417,877)	-	(417,877)
Net Change in Fund Balance	\$ (49,020)	\$ (9,062)	\$ (58,082)
Beginning of Year Fund Balance	1,154,626	240,150	1,394,776
Ending Fund Balance-All Governmental Funds	\$ 1,105,606	\$ 231,088	\$ 1,336,694

The following chart illustrates the County's revenue by source for the last three fiscal years:

FISHER COUNTY, TEXAS			
REVENUES BY SOURCE			
	Fiscal Year 2012	Fiscal Year 2013	Fiscal Year 2014
Property Taxes	\$2,471,531	\$2,703,238	\$2,801,650
License and Permits	269,620	293,454	328,374
Grants / Intergovernmental	295,086	312,844	175,515
Charges for Services	432,463	297,687	271,661
Investment Earnings	31,693	41,083	3,379
Miscellaneous	107,407	101,169	45,585
Totals	\$3,607,800	\$3,749,475	\$3,626,164

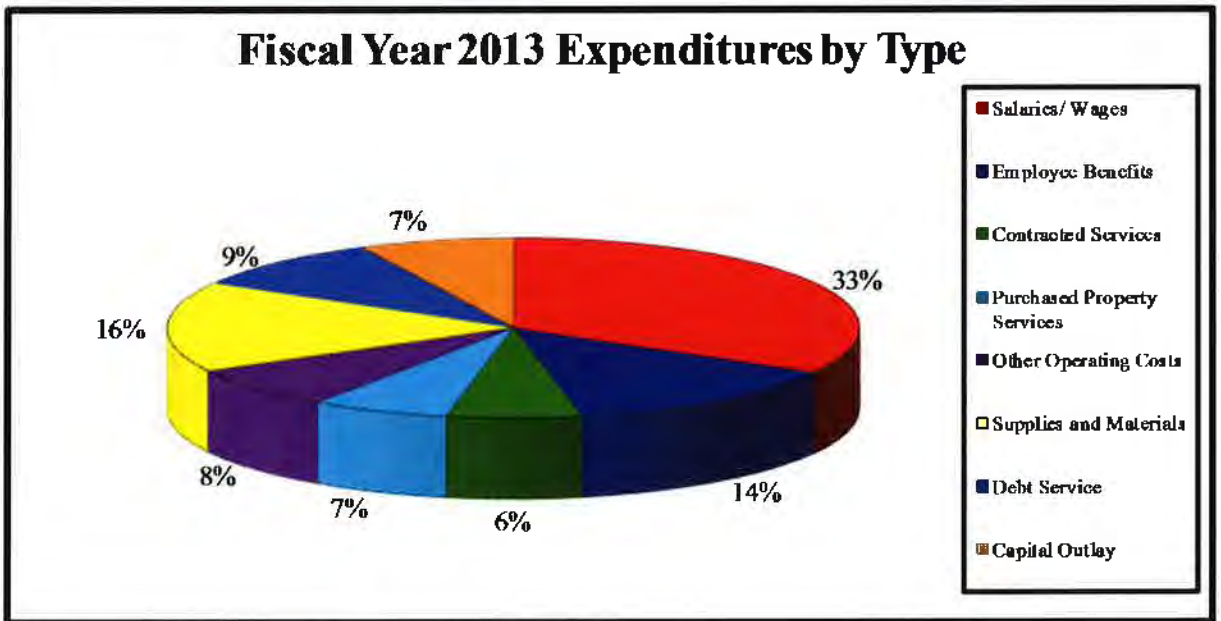
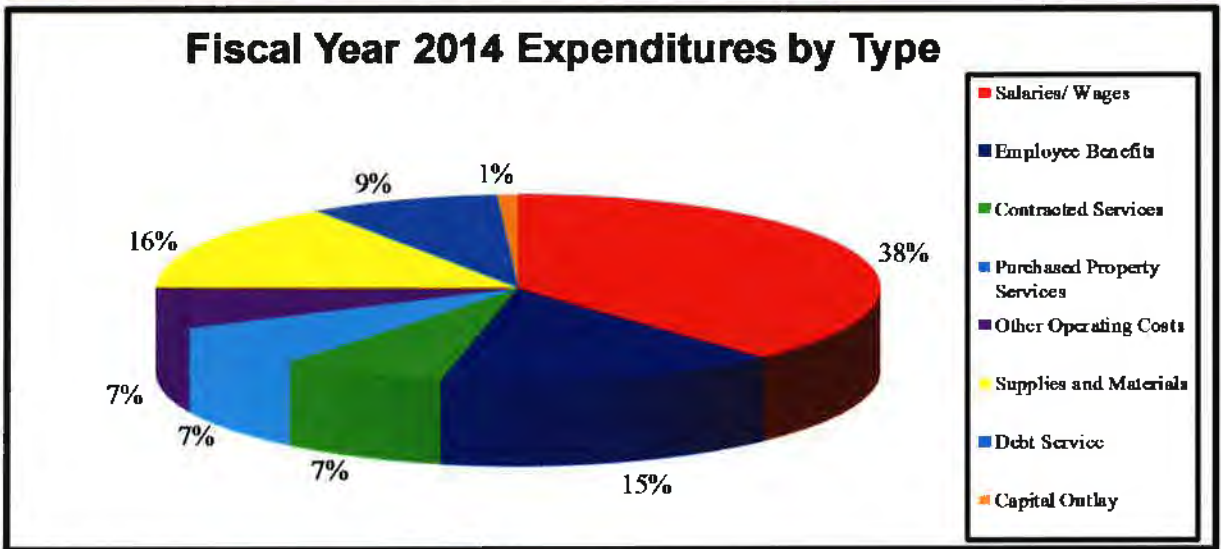


The County's operating expenditures largely consist of personal services (both salaries and benefits) cost for personnel. The following charts illustrate the significance of the County's expenditures by type for the last two fiscal years:

FISHER COUNTY, TEXAS

EXPENDITURES BY TYPE

	Fiscal Year 2013	Fiscal Year 2014
Salaries/ Wages	\$1,364,064	\$1,424,748
Employee Benefits	551,028	564,456
Contracted Services	260,078	274,819
Purchased Property Services	262,871	268,142
Other Operating Costs	308,340	263,780
Supplies and Materials	664,919	573,327
Debt Service	381,814	317,149
Capital Outlay	298,765	35,575
Total	\$4,091,879	\$3,721,996



Budget Amendments

Over the course of the year, the Commissioner’s Court revised the County’s budget numerous times, although none of those amendments were significant.

Capital Assets

At the end of fiscal year 2014, the County had \$5,404,895 invested in capital assets, including land, buildings and improvements, machinery and equipment, and roads and bridges infrastructure.

This year’s major additions included:

Current Year Capital Asset Additions		
Interstate Pendle Hitch Trailer	\$	8,500
John Deere CX15 Flex Wing Rotary Cutter		17,940
2008 Dodge Ram		9,135
Total:	\$	35,575

More detailed information about the County’s capital assets is presented in Note IV.F to the financial statements.

Debt

The County's long term debt at September 30, 2014 consists of the following:

County Long-Term Debt

DESCRIPTION	Interest Rate Payable	Amounts Original Issue	Payable Amounts Outstanding 10/1/2013	Issued	Retired	Payable Amounts Outstanding 9/30/2014	Next Fiscal Year Debt Service Requirement
<u>Governmental Activities</u>							
Equipment Note Payable - 1st Nat Bank	3.50%	\$ 168,500	\$ 34,408	\$ -	\$ 34,408	\$ -	\$ 34,408
Note Payable - John Deere Financial	3.25%	\$ 143,000	88,966	-	28,698	60,268	28,698
Equipment Note Payable - First Fin. Bank	6.00%	\$ 15,745	4,253	-	4,253	-	4,253
Note Payable - John Deere Financial	2.95%	\$ 222,485	176,243	-	25,216	151,027	23,813
Equipment Note Payable - First Fin. Bank	4.55%	\$ 70,005	20,714	-	20,714	-	10,354
Note Payable - John Deere Financial	2.74%	\$ 216,000	173,497	-	41,606	131,891	41,606
Equipment Note Payable - First Fin. Bank	3.50%	\$ 48,000	39,050	577	9,859	29,768	9,265
Equipment Note Payable - First Fin. Bank	3.50%	\$ 195,000	195,000	9,673	43,237	161,436	33,926
Equipment Note Payable - 1st Nat Bank	3.50%	\$ 108,016	-	-	-	-	-
Equipment Note Payable - First Fin. Bank	3.50%	\$ 125,471	82,996	395	41,208	42,183	41,498
Equipment Note Payable - First Fin. Bank	3.50%	\$ 15,250	3,720	29	3,749	-	3,719
Equipment Note Payable - First Fin. Bank	3.00%	\$ 122,505	122,505	-	24,586	97,919	24,474
Equipment Note Payable - First Fin. Bank	3.00%	\$ 17,940	-	17,940	-	17,940	24,474
Equipment Note Payable - First Fin. Bank	3.00%	\$ 9,137	-	9,136	9,137	(1)	24,474
<u>Business-Type Activities</u>							
None		\$ -	-	-	-	-	-
TOTAL		\$ 1,477,054	\$ 941,352	\$ 37,750	\$ 286,671	\$ 692,431	\$ 304,962

ECONOMIC FACTORS AND NEXT YEAR'S BUDGETS AND RATES

The County's officials considered many factors when setting the fiscal year 2015 budget and tax rates. Some of those factors were the economy, population data, property tax base valuation, and other factors.

These indicators were taken into account when adopting the General Fund budget for 2015. The County's General Fund budgeted expenditures for fiscal year 2015 total \$2,309,757. This represents a decrease of \$16,330 from the final amended fiscal year 2014 budget. The County will use its revenues to finance programs and services it currently offers. The County has added no major new programs or services to the 2015 budget.

CONTACTING THE COUNTY'S FINANCIAL MANAGEMENT

This financial report is designed to provide our citizens, taxpayers, elected officials, and investors and creditors with a general overview of the County's finances and to show the County's accountability for the money it receives. If you have questions about this report or need additional financial information, contact the County Auditor's office, at Fisher County Auditor, PO Box 126, Roby, Texas 79543; (325) 776-3255.

BASIC FINANCIAL STATEMENTS

Government Wide Statements

FISHER COUNTY, TEXAS
STATEMENT OF NET POSITION
SEPTEMBER 30, 2014

Data Control Codes		Primary Government
		Governmental Activities
	ASSETS	
1010	Cash and Cash Equivalents	\$ 1,412,631
1150	Receivables (net of allowance for uncollectibles)	86,909
	Capital Assets:	
1710	Land	60,000
1720	Infrastructure, net	36,668
1730	Buildings, net	524,631
1750	Machinery and Equipment, net	1,648,206
1000	Total Assets	\$ 3,769,045
	LIABILITIES	
2020	Accounts Payable	\$ 82,436
	Noncurrent Liabilities	
2501	Due Within One Year	247,542
2502	Due in More Than One Year	462,712
2000	Total Liabilities	\$ 792,690
	NET POSITION	
3200	Net Investment in Capital Assets	\$ 1,559,251
	Restricted for:	
3810	State and Local Grants	5,729
3820	Other Legal Purposes	210,373
3900	Unrestricted Net Assets	1,201,002
3000	Total Net Position	\$ 2,976,355

The notes to the Financial Statements are an integral part of this statement.

FISHER COUNTY, TEXAS
STATEMENT OF ACTIVITIES
FOR THE YEAR ENDED SEPTEMBER 30, 2014

Data Control Codes	Expenses	Program Revenues			Net (Expense)	
		Charges For Services	Operating Grants and Contributions	Capital Grants	Revenue and	
					Changes in	
					Net Assets	
					Primary	
					Government	
					Governmental	
					Activities	
Primary Government - Governmental Activities:						
11	Administration - County Judge	\$ 107,173	\$ -	\$ -	\$ -	\$ (107,173)
12	Administration - County Clerk	168,445	124,533	-	-	(43,912)
13	Administration - Veteran's Service Officer	6,000	-	-	-	(6,000)
14	Administration - Non-Departmental	413,227	15,736	-	-	(397,491)
16	Financial - County Auditor	97,908	-	-	-	(97,908)
17	Financial - County Treasurer	52,508	-	-	-	(52,508)
18	Financial - Tax Assessor / Collector	91,250	14,998	-	-	(76,252)
19	Maintenance, Building, and Grounds	136,635	4,020	-	-	(132,615)
21	County Sheriff	819,582	19,706	-	-	(799,876)
22	911 Addressing	500	-	-	-	(500)
24	Drug Forfeiture	20,587	4,500	-	-	(16,087)
25	LEOSE Funds	-	-	1,119	-	1,119
29	Other Public Safety	-	-	1,000	-	1,000
32	County and District Court	47,803	2,671	6,712	-	(38,420)
33	32nd Judicial District	24,817	-	-	-	(24,817)
34	District Clerk	74,318	18,331	-	-	(55,987)
35	Justice of the Peace 1	68,651	33,329	-	-	(35,322)
36	Justice of the Peace 3	23,350	1,666	-	-	(21,684)
37	District Attorney	39,814	-	-	-	(39,814)
38	County Attorney	71,174	7,036	46,426	-	(17,712)
39	Other Judicial	404	1,666	-	-	1,262
41	Indigent Welfare / Child Care	5,197	-	1,678	-	(3,519)
43	Senior Citizens	145,622	-	69,668	-	(75,954)
51	Roads and Bridges	1,148,385	312,638	-	-	(835,747)
52	Airport	1,693	-	-	-	(1,693)
53	Museums	13,999	-	-	-	(13,999)
61	County Extension Agents	50,562	-	-	-	(50,562)
74	Debt Interest	23,469	-	-	-	(23,469)
90	Intergovernmental	38,328	39,200	-	-	872
TOTAL PRIMARY GOVERNMENT		\$ 3,691,401	\$ 600,030	\$ 126,603	\$ -	\$ (2,964,768)
General Revenues:						
Property Taxes, Levied for General Purposes					\$ 2,800,400	
Grants and Contributions Not Restricted					53,749	
Miscellaneous Revenue (Fines, etc.)					40,752	
Investment Earnings					3,379	
Total General Revenues					\$ 2,898,280	
Change in Net Assets					\$ (66,488)	
Net Position - Beginning					3,042,843	
Prior Period Adjustment					-	
Net Position - Ending					\$ 2,976,355	

The notes to the Financial Statements are an integral part of this statement.

Governmental Fund Financial Statements

FISHER COUNTY, TEXAS
BALANCE SHEET
GOVERNMENTAL FUNDS
SEPTEMBER 30, 2014

Data Control Codes		General Fund	Other Funds	Total Governmental Funds
ASSETS				
1010	Cash and Cash Equivalents	\$ 1,361,502	\$ 51,129	\$ 1,412,631
1050	Taxes Receivable	87,013	20,180	107,193
1051	Allowance for Uncollectible Taxes (credit)	(21,753)	(5,044)	(26,797)
1150	Receivables (Net)	-	-	-
1260	Intergovernmental Receivables	1,062	5,452	6,514
1300	Due from Other Funds	5,000	217,998	222,998
1390	Due from Others	-	-	-
1490	Advances to other Funds	-	-	-
1000	Total Assets	<u>\$ 1,432,824</u>	<u>\$ 289,715</u>	<u>\$ 1,722,539</u>
LIABILITIES				
2010	Accounts Payable	\$ -	\$ -	\$ -
2020	Payroll Liabilities	25,461	38,491	63,952
2080	Due to Other Funds	236,497	5,000	241,497
2000	Total Liabilities	<u>\$ 261,958</u>	<u>\$ 43,491</u>	<u>\$ 305,449</u>
DEFERRED INFLOWS OF RESOURCES				
2601	Unavailable Revenue - Property Taxes	\$ 65,260	\$ 15,136	\$ 80,396
2600	Total Deferred Inflows of Resources	<u>\$ 65,260</u>	<u>\$ 15,136</u>	<u>\$ 80,396</u>
FUND BALANCES				
Fund Balance-Restricted:				
3450	Federal or State Funds Grant Restriction	\$ -	\$ 5,729	\$ 5,729
3480	Retirement of Long-Term Debt	-	-	-
3490	Other Restricted Fund Balance	-	210,373	210,373
Fund Balance-Committed				
3530	Capital Expenditures for Equipment	-	-	-
3545	Other Committed Fund Balance	-	14,986	14,986
3600	Unassigned Fund Balance	1,105,606	-	1,105,606
3000	Total Fund Balances	<u>\$ 1,105,606</u>	<u>\$ 231,088</u>	<u>\$ 1,336,694</u>
4000	Total Liabilities, Deferred Inflows & Fund Balances	<u>\$ 1,432,824</u>	<u>\$ 289,715</u>	<u>\$ 1,722,539</u>

The notes to the financial statements are an integral part of this statement.

FISHER COUNTY, TEXAS
 RECONCILIATION OF THE GOVERNMENTAL FUNDS BALANCE SHEET TO THE
 STATEMENT OF NET POSITION
 SEPTEMBER 30, 2014

Total Fund Balances - Governmental Funds	\$	1,336,694
<p>The County uses internal service funds to charge the costs of certain activities, such as self-insurance and printing, to appropriate functions in other governmental funds. The assets and liabilities of the internal service funds are included in governmental activities in the statement of net position. The net effect of this consolidation is to increase (decrease) net position.</p>		
		-0-
<p>Capital assets used in governmental activities are not financial resources and therefore are not reported in governmental funds. At the beginning of the year, the cost of these assets was \$5,369,319 and the accumulated depreciation was \$2,836,728. In addition, long-term liabilities, including bonds payable, are not due and payable in the current period, and, therefore are not reported as liabilities in the funds. The net effect of including the beginning balances for capital assets (net of depreciation) and long-term debt in the governmental activities is to increase (decrease) net position.</p>		
		1,566,407
<p>Current year capital outlays and long-term debt principal payments are expenditures in the fund financial statements, but they should be shown as increases in capital assets and reductions in long-term debt in the government-wide financial statements. The net effect of including the 2014 capital outlays and debt principal payments is to increase (decrease) net position.</p>		
		322,246
<p>The 2014 depreciation expense increases accumulated depreciation. The net effect of the current year's depreciation is to decrease net position.</p>		
		(298,662)
<p>Various other reclassifications and eliminations are necessary to convert from the modified accrual basis of accounting to accrual basis of accounting. These include recognizing unearned revenue as revenue, eliminating interfund transactions, reclassifying the proceeds of bond sales as an increase in bonds payable, and recognizing the liabilities associated with maturing long-term debt and interest. The net effect of these reclassifications and recognitions is to increase (decrease) net position.</p>		
		49,670
Net Position of Governmental Activities	\$	2,976,355

The notes to the financial statements are an integral part of this statement.

FISHER COUNTY, TEXAS
 COMBINED STATEMENT OF REVENUES, EXPENDITURES AND
 CHANGES IN FUND BALANCES - GOVERNMENTAL FUNDS
 FOR THE YEAR ENDED SEPTEMBER 30, 2014

Data Control Codes		General Fund	Other Funds	Total Governmental Funds
REVENUES:				
5110	Property Taxes	\$ 2,268,230	\$ 532,124	\$ 2,800,354
5190	Penalty and Interest on Taxes	1,296	-	1,296
5200	Licenses and Permits	15,736	312,638	328,374
5300	Intergovernmental Revenue and Grants	78,560	96,955	175,515
5400	Charges for Services	165,459	101,702	267,161
5520	Forfeits	-	4,500	4,500
5610	Investment Earnings	3,267	112	3,379
5620	Rents and Royalties	1,925	5,665	7,590
5640	Contributions & Donations Private Sources	-	4,837	4,837
5700	Other Revenue	22,154	11,004	33,158
5020	Total Revenues	\$ 2,556,627	\$ 1,069,537	\$ 3,626,164
EXPENDITURES:				
Administration:				
6011	County Judge	\$ 107,173	\$ -	\$ 107,173
6012	County Clerk	123,941	40,967	164,908
6013	Veteran's Service Officer	6,000	-	6,000
6014	Non-Departmental	382,739	-	382,739
Financial:				
6016	County Auditor	97,908	-	97,908
6017	County Treasurer	52,508	-	52,508
6018	Tax Assessor Collector	89,900	-	89,900
6019	Maintenance, Building, and Grounds	131,600	5,035	136,635
Public Safety:				
6021	County Sheriff	743,486	11,085	754,571
6022	911 Addressing	-	500	500
6024	Drug Forfeiture	-	20,587	20,587
6029	Other Public Safety	-	-	-
Justice System:				
6032	County and District Court	44,803	3,000	47,803
6033	32nd Judicial District	24,817	-	24,817
6034	District Clerk	72,210	1,508	73,718
6035	Justice of the Peace # 1	68,651	-	68,651
6036	Justice of the Peace # 2	23,350	-	23,350
6037	District Attorney	39,814	-	39,814

The notes to the Financial Statement are an integral part of this statement.

FISHER COUNTY, TEXAS
 COMBINED STATEMENT OF REVENUES, EXPENDITURES AND
 CHANGES IN FUND BALANCES - GOVERNMENTAL FUNDS
 FOR THE YEAR ENDED SEPTEMBER 30, 2014

Data Control Codes		General Fund	Other Funds	Total Governmental Funds
6038	County Attorney	65,611	5,563	71,174
6039	Other Judicial	-	404	404
	Health and Human Services:			
6041	Indegent Welfare/Childcare	5,197	-	5,197
6043	Senior Citizens	-	142,146	142,146
	Infrastructure and Environmental Services:			
6051	Roads & Bridges	-	989,760	989,760
6052	Airport	-	1,693	1,693
6053	Museums	13,999	-	13,999
	Community & Economic Development:			
6061	County Extension Agents	50,562	-	50,562
	Debt Service:			
6072	Other Debt Principal	41,208	245,463	286,671
6074	Other Debt Interest	2,688	27,792	30,480
6090	Intergovernmental	-	38,328	38,328
6030	Total Expenditures	<u>\$ 2,188,165</u>	<u>\$ 1,533,831</u>	<u>\$ 3,721,996</u>
1100	Excess of Revenues Over (Under) Expenditures	<u>\$ 368,462</u>	<u>\$ (464,294)</u>	<u>\$ (95,832)</u>
	OTHER FINANCING SOURCES (USES):			
7912	Sale of Real and Personal Property	\$ -	\$ -	\$ -
7914	Non-Current Loans	395	37,355	37,750
7915	Transfers In	-	417,877	417,877
7951	Transfers Out (Use)	(417,877)	-	(417,877)
7080	Total Other Financing Sources (Uses)	<u>\$ (417,482)</u>	<u>\$ 455,232</u>	<u>\$ 37,750</u>
1200	Net Change in Fund Balances	<u>\$ (49,020)</u>	<u>\$ (9,062)</u>	<u>\$ (58,082)</u>
9100	Fund Balance - October 1 (Beginning)	<u>\$ 1,154,626</u>	<u>\$ 240,150</u>	<u>\$ 1,394,776</u>
9200	Fund Balance -September 30 (Ending)	<u><u>\$ 1,105,606</u></u>	<u><u>\$ 231,088</u></u>	<u><u>\$ 1,336,694</u></u>

The notes to the Financial Statement are an integral part of this statement.

FISHER COUNTY, TEXAS
 RECONCILIATION OF THE GOVERNMENTAL FUNDS STATEMENT OF REVENUES, EXPENDITURES,
 AND CHANGES IN FUND BALANCES TO THE STATEMENT OF ACTIVITIES
 FOR THE YEAR ENDED SEPTEMBER 30, 2014

Total Net Change in Fund Balances - Governmental Funds	\$	(58,082)
The county uses some internal service funds to charge the costs of certain activities primarily to the governmental funds. The net income (loss) of these internal service funds are reported with governmental activities. The net effect of this consolidation is to increase (decrease) net position.		-0-
Current year capital outlays and long-term debt principal payments are expenditures in the fund financial statements, but they should be shown as increases in capital assets and reductions in long-term debt in the government-wide financial statements. The net effect of removing the 2014 capital outlays and debt principal payments is to increase (decrease) net position.		322,246
Depreciation is not recognized as an expense in governmental funds since it does not require the use of current financial resources. The net effect of the current year's depreciation is to decrease net position.		(298,662)
Various other reclassifications and eliminations are necessary to convert from the modified accrual basis of accounting to accrual basis of accounting. These include recognizing unearned revenue as revenue, adjusting current year revenue to show the revenue earned from the current year's tax levy, eliminating interfund transactions, reclassifying the proceeds of bond sales, and recognizing the liabilities associated with maturing long-term debt and interest. The net effect of these reclassifications and recognitions is to increase (decrease) net position.		(31,990)
Change in Net Position of Governmental Activities	<u>\$</u>	<u>(66,488)</u>

The notes to the financial statements are an integral part of this statement.

Fiduciary Fund Financial Statements

FISHER COUNTY, TEXAS
STATEMENT OF NET POSITION
FIDUCIARY FUNDS
SEPTEMBER 30, 2014

	Agency Funds
<hr/>	
ASSETS	
Cash and Cash Equivalents	\$ 680,278
Due from Other Funds	18,499
Total Assets	<u>\$ 698,777</u>
LIABILITIES	
Accounts Payable	\$ 18,499
Due to Others	680,278
Total Liabilities	<u>\$ 698,777</u>

The notes to the financial statements are an integral part of this statement.

FISHER COUNTY, TEXAS
NOTES TO THE FINANCIAL STATEMENTS
YEAR ENDED SEPTEMBER 30, 2014

I. SUMMARY OF SIGNIFICANT ACCOUNTING POLICIES

A. REPORTING ENTITY

Fisher County, Texas (the "County"), is a public corporation and political subdivision organized and existing under the Constitution and laws of the State of Texas. It was established in 1886. The County is located in West Texas and comprises a land area of 901 square miles. The County is governed by an elected Commissioners Court composed of the County Judge and four County Commissioners. It provides services involving public safety, health and social welfare, culture and recreation, conservation, and the construction, improvement, maintenance, and acquisition of roads, bridges, and rights-of-way, in addition to general administration.

The County prepares its basic financial statements in conformity with generally accepted accounting principles of the United States promulgated by the Governmental Accounting Standards Council and other authoritative sources identified in *Statement on Auditing Standards No. 69* of the American Institute of Certified Public Accountants; and it complies with the requirements of the appropriate version of the State of Texas uniform accounting requirements and the requirements of contracts and grants of agencies from which it receives funds.

The Commissioners Court (the "Court") is elected by voters within Fisher County and has the authority to make decisions and significantly influence operations. It also has the primary accountability for fiscal matters. Therefore, the County is a financial reporting entity as defined by the Governmental Accounting Standards Board ("GASB") in its Statement No. 14, "The Financial Reporting Entity." There are no component units included within the reporting entity.

B. GOVERNMENT-WIDE AND FUND FINANCIAL STATEMENTS

The Statement of Net Position and the Statement of Activities are government-wide financial statements. They report information for all of the non-fiduciary activities of the primary government. For the most part, the effect of inter-fund activity has been removed from these statements.

In the Statement of Net Position, activities of the primary government may be classified either as *governmental activities* or *business-type activities*. Governmental activities, which are normally supported by taxes and inter-governmental revenues, are reported separately from business-type activities, which rely, to a significant extent, on fees and charges for support.

The Statement of Activities demonstrates how other people or entities that participate in programs the County operates have shared in the payment of the direct costs. The "charges for services" column includes payments made by parties that purchase, use, or directly benefit from goods or services provided by a given function or segment of the County. The grants and contributions columns include amounts paid by organizations outside the County to help meet the operational or capital requirements of a given function. If a revenue source is not a program revenue, it is general revenue used to support all of the County's functions. Taxes are always general revenues.

Interfund activities between governmental funds and between governmental funds and proprietary funds appear as due to/due from on the Governmental Fund Balance Sheet and Proprietary Fund Statement of Net Position and as other resources and other uses on the governmental fund Statement of Revenues, Expenditures and Changes in Fund Balance and on the Proprietary Fund Statement of Revenues, Expenses and Changes in Fund Net Position. All interfund transactions between governmental funds and between governmental funds and internal service funds are eliminated on the government-wide statements. Interfund activities between governmental funds and enterprise funds remain on the government-wide statements and appear on the government-wide Statement of Net Position as internal balances and on the Statement of Activities as interfund transfers. Interfund activities between governmental funds and fiduciary funds remain as due to/due from on the government-wide Statement of Activities.

The fund financial statements provide reports on the financial condition and results of operations for three fund categories - governmental, proprietary, and fiduciary. Since the resources in the fiduciary funds cannot be used for County operations, they are not included in the government-wide statements. The County considers some governmental funds major and reports their financial condition and results of operations in a separate column.

Proprietary funds distinguish operating revenues and expenses from non-operating items. Operating revenues result from providing goods and services in connection with a proprietary fund's principal ongoing operations; they usually come from exchange or exchange-like transactions. All other revenues are non-operating. Operating expenses can be tied specifically to the production of the goods and services, such as materials and labor and direct overhead. Other expenses are non-operating.

C. MEASUREMENT FOCUS, BASIS OF ACCOUNTING, AND FINANCIAL STATEMENT PRESENTATION

The government-wide financial statements use the economic resources measurement focus and the accrual basis of accounting. Revenues are recorded when earned, and expenses are recorded when a liability is incurred, regardless of the timing of related cash flows. Property taxes are recognized as revenues in the year for which they are levied. Grants and similar items are recognized as revenue as soon as all eligibility requirements imposed by the provider have been met.

Governmental fund financial statements use the current financial resources measurement focus and the modified accrual basis of accounting. With this measurement focus, only current assets, current liabilities and fund balances are included on the balance sheet. Operating statements of these funds present net increases and decreases in current assets (i.e., revenues and other financing sources and expenditures and other financing uses).

The modified accrual basis of accounting recognizes revenues in the accounting period in which they become both measurable and available, and it recognizes expenditures in the accounting period in which the fund liability is incurred, if measurable, except for unmatured interest and principal on long-term debt, which is recognized when due. The expenditures related to certain compensated absences and claims and judgments are recognized when the obligations are expected to be liquidated with expendable available financial resources. The County considers all revenues available if they are collectible within 60 days after year end.

Revenues from local sources consist primarily of property taxes. Property tax revenues and revenues received from the State are recognized under the "susceptible to accrual" concept, that is, when they are both measurable and available. The County considers them "available" if they will be collected within 60 days of the end of the fiscal year. Miscellaneous revenues are recorded as revenue when received in cash because they are generally not measurable until actually received. Investment earnings are recorded as earned, since they are both measurable and available.

Grant funds are considered to be earned to the extent of expenditures made under the provisions of the grant. Accordingly, when such funds are received, they are recorded as unearned revenues until related and authorized expenditures have been made. If balances have not been expended by the end of the project period, grantors sometimes require the County to refund all or part of the unused amount.

The Proprietary Fund Types and Fiduciary Funds are accounted for on a flow of economic resources measurement focus and utilize the accrual basis of accounting. This basis of accounting recognizes revenues in the accounting period in which they are earned and become measurable and expenses in the accounting period in which they are incurred and become measurable. The County applies all GASB pronouncements as well as the Financial Accounting Standards Council pronouncements issued on or before November 30, 1989, unless these pronouncements conflict or contradict GASB pronouncements. With this measurement focus, all assets and all liabilities associated with the operation of these funds are included on the Fund Statement of Net Position. The fund equity is segregated into net investment in capital assets, restricted net assets, and unrestricted net assets.

D. FUND ACCOUNTING

The County reports the following major governmental funds:

1. **The General Fund** – The general fund is the County's primary operating fund. This fund accounts for all financial resources except those required to be accounted for in another fund.
2. **Other Governmental Funds** – The County did not have other funds that were major governmental funds during the current fiscal year that meet applicable criteria for major funds.

The County reports the following major enterprise fund(s):

1. The County has no major enterprise funds.

Additionally, the County reports the following fund type(s):

Governmental Funds:

1. **Special Revenue Funds** – The County accounts for resources restricted to, or designated for, specific purposes by the County or a grantor in special revenue funds. Most Federal and some State financial assistance are accounted for in a Special Revenue Fund and occasionally, unused balances must be returned to the grantor at the close of specified project periods.
2. **Debt Service Funds** – The County accounts for resources accumulated and payments made for principal and interest on long-term general obligation debt of governmental funds in a debt service fund. The County did not maintain Debt Service Funds during the current fiscal year.

3. **Capital Projects Funds** – Proceeds from long-term debt financing and revenues and expenditures related to authorized construction and other capital asset acquisitions are accounted for in a capital projects fund. The County did not maintain Capital Projects Fund during the current fiscal year.
4. **Permanent Funds** – The County accounts for donations for which the donor has stipulated that the principal may not be expended and where the income may only be used for purposes that support the County's programs. The County did not maintain Permanent Funds during the current fiscal year.

Proprietary Funds:

5. **Enterprise Funds** – The County's activities for which outside users are charged a fee roughly equal to the cost of providing the goods or services of those activities are accounted for in an enterprise fund. The County did not maintain an Enterprise Fund during the current year.
6. **Internal Service Funds** – Revenues and expenses related to services provided to organizations inside the County on a cost reimbursement basis are accounted for in an internal service fund. The County did not maintain Internal Service Funds during the current fiscal year.

Fiduciary Funds:

7. **Private Purpose Trust Funds** – The County accounts for donations for which the donor has stipulated that both the principal and the income may be used for purposes that benefit parties outside the County. The County did not maintain Private Purpose Trust Funds during the current fiscal year.
8. **Pension (and Other Employee Benefit) Trust Funds** – These funds are used to account for local pension and other employee benefit funds that are provided by the County in lieu of or in addition to the Texas County District Retirement System in which the County participates. The County has no Pension Trust Funds.
9. **Investment Trust Funds** - This fund is one in which the County holds assets in trust for other entities participating in an investment program managed by the County. The County did not have Investment Trust Funds during the current fiscal year.
10. **Agency Funds** – The County accounts for resources held in the District Clerk and the Tax Assessor – Collector's offices prior to release to the County Treasurer or other individuals or entities in Agency Funds.
11. **Inter-fund Balances and Transfers** - The balances due to the various special revenue funds from the general fund resulted from obligations made to provide local funds for the operation of various governmental activities; no balances are not scheduled to be collected in the subsequent year.

All remaining balances resulted from the time lag between the dates that (1) inter-fund goods and services are provided or reimbursable expenditures occur, (2) transactions are recorded in the accounting system, and (3) payments between funds are made.

Transfers are used to (1) move revenues from the fund that statute or budget requires to collect them to the fund that statute or budget requires to expend them, (2) move receipts restricted to debt service from the funds collecting the receipts to the debt service fund as debt service payments become due, and (3) use unrestricted revenues collected in the general fund to finance various programs accounted for in other funds in accordance with budgetary authorizations.

During the year ended September 30, 2014, the County did not make a one-time transfer of funds from the general fund to the debt service fund to subsidize, in part, the County's obligation of interest and sinking fund requirements.

E. OTHER ACCOUNTING POLICIES

1. For purposes of the statement of cash flows for proprietary funds, the County considers highly liquid investments to be cash equivalents if they have maturity of three months or less when purchased.
2. The County reports inventories of supplies using first-in, first-out cost including consumable maintenance and office supply items. Under the purchase method, supplies are recorded as expenditures when purchased.
3. In the government-wide financial statements, and proprietary fund types in the fund financial statements, long-term debt and other long-term obligations are reported as liabilities in the applicable governmental activities, business-type activities, or proprietary fund type Statement of Net Position. Bond premiums and discounts are deferred and amortized over the life of the bonds using the effective interest method. Bonds payable are reported net of the applicable bond premium or discount. Bond issuance costs are reported as current year expense.

In the fund financial statements, governmental fund types recognize bond premiums and discounts, as well as bond issuance costs, during the current period. The face amount of debt issued is reported as other financing sources. Premiums received on debt issuances are reported as other financing sources while discounts on debt issuances are reported as other financing uses. Issuance costs, whether or not withheld from the actual debt proceeds received, are reported as debt service expenditures.

4. The County maintains a vacation and sick leave policy available only to full-time employees. Full-time employees are entitled to one week paid vacation after six months of full time employment, 2 weeks after one year of full time employment, and three weeks after ten years of full time continuous employment. This compensation is not allowed to accumulate. Full time employees are also entitled to sick leave accruing at a rate of one day per month of employment. Sick leave days may accumulate up to a maximum of 60 days and can only be taken for actual sick leave. The County has no liability for unused sick leave at termination of employment.
5. Capital assets include land, buildings, furniture and equipment, and infrastructure assets are reported in the applicable governmental or business-type activities columns in the government-wide financial statements. The County defines capital assets as assets with an initial, individual cost of more than \$5,000 and an estimated useful life in excess of two years. Such assets are recorded at historical cost or estimated historical cost if purchased or constructed. Donated capital assets are recorded at estimated fair market value at the date of donation.

The costs of normal maintenance and repairs that do not add to the value of the asset or materially extend the assets life are not capitalized. Major outlays for capital assets and improvements are capitalized as projects are constructed.

Buildings, furniture and equipment of the County are depreciated using the straight-line method over the following estimated useful lives:

Assets	Years
Buildings	40
Building Improvements	30
Infrastructure	40
Vehicles	10
Office Equipment	10
Computer Equipment	10

6. Since Internal Service Funds support the operations of governmental funds, they are consolidated with the governmental funds in the government-wide financial statements. The expenditures of governmental funds that create the revenues of internal service funds are eliminated to avoid "grossing up" the revenues and expenses of the County as a whole.
7. The County does not maintain any restricted assets at this time.
8. The County purchases workers compensation insurance through the Texas Association of Counties Workers Compensation Fund.

9. Net Position and Fund Balances:

Government-wide and Proprietary Fund Net Position:

Government-wide and proprietary fund net positions are divided into three components:

- Net investment in capital assets—consist of the historical cost of capital assets less accumulated depreciation and less any debt that remains outstanding that was used to finance those assets plus deferred outflows of resources less deferred inflows of resources related to those assets.
- Restricted net position—consist of assets that are restricted by the District's creditors (for example, through debt covenants), by the state enabling legislation (through restrictions on shared revenues), by grantors (both federal and state), and by other contributors.
- Unrestricted—all other net position is reported in this category.

Governmental Fund Balances:

In the governmental fund financial statements, fund balances are classified as follows:

- Non-spendable—Amounts that cannot be spent either because they are in a non-spendable form or because they are legally or contractually required to be maintained intact.
- Restricted—Amounts that can be spent only for specific purposes because of the District's state or federal laws, or externally imposed conditions by grantors or creditors.
- Committed—Amounts that can be used only for specific purposes determined by a formal action by Board of Trustees' ordinance.
- Assigned—Amounts that are designated by the Superintendent for a particular purpose but are not spendable until a budget ordinance is passed or there is a majority vote approval (for capital projects or debt service) by the Board of Trustees.
- Unassigned—All amounts not included in other spendable classifications.

10. Use of Restricted Resources:

When an expenditure/expense is incurred that can be paid using either restricted or unrestricted resources (net position), the District's policy is to first apply the expenditure/expense toward restricted resources and then toward unrestricted resources. In governmental funds, the County's policy is to first apply the expenditure toward restricted fund balance and then to other, less-restrictive classifications—committed and then assigned fund balances before using unassigned fund balances.

11. Deferred Outflows of Resources:

The County reports decreases in net assets that relate to future periods as deferred outflows of resources in a separate section of its government-wide and proprietary funds statements of net position. There is no deferred outflow of resources reported in this year's financial statements. No deferred outflows of resources affect the governmental funds financial statements in the current year.

12. Deferred Inflows of Resources:

The County's governmental funds report a separate section for deferred inflows of resources. This separate financial statement element reflects an increase in net assets that applies to a future period(s). The County will not recognize the related revenues until a future event occurs. The County has only one type of item which occurs because governmental fund revenues are not recognized until available (collected not later than 60 days after the end of the County's fiscal year) under the modified accrual basis of accounting that qualifies for reporting in this category. Accordingly, deferred property taxes and grants are reported in the governmental funds balance sheet. The County did not have deferred inflows of resources to report in its government-wide or proprietary fund financial statements for the current year.

II. RECONCILIATION OF GOVERNMENT-WIDE AND FUND FINANCIAL STATEMENTS

A. EXPLANATION OF CERTAIN DIFFERENCES BETWEEN THE GOVERNMENTAL FUND BALANCE SHEET AND THE GOVERNMENT-WIDE STATEMENT OF NET POSITION

Exhibit C-2 provides the reconciliation between the fund balance for total governmental funds on the governmental fund balance sheet and the Net Position for governmental activities as reported in the government-wide Statement of Net Position. One element of that reconciliation explains that capital assets are not financial resources and are therefore not reported in governmental funds. In addition, long-term liabilities, including bonds payable, are not due and payable in the current period and are not reported as liabilities in the funds.

The details of capital assets and long-term debt at the beginning of the year were as follows:

Governmental Funds Only				
Capital Assets at the Beginning of the Year	Historical Cost	Accumulated Depreciation	Net Value at the Beginning of the Year	Change in Net Position
Land	\$ 60,000	\$ -	\$ 60,000	
Buildings and Improvements	1,610,406	1,056,157	554,249	
Vehicles, Furniture and Equipment	3,453,590	1,573,714	1,879,876	
Infrastructure	245,323	206,857	38,466	
Construction in Progress	-	-	-	
Change in Net Position				\$ 2,532,591
			Payable at the Beginning of the Year	
Long-term Liabilities at the Beginning of the Year				
Notes Payable - Long Term			\$ 941,350	
Less Unamortized Discount			-	
Capital Leases Payable			-	
Accrued Interest - Long-Term Debt			24,834	
Change in Net Position				966,184
Net Adjustment to Net Position				\$1,566,407

B. EXPLANATION OF CERTAIN DIFFERENCES BETWEEN THE GOVERNMENTAL FUND STATEMENT OF REVENUES, EXPENDITURES, AND CHANGES IN FUND BALANCES AND THE GOVERNMENT-WIDE STATEMENT OF ACTIVITIES

Exhibit C-4 provides reconciliation between the net changes in fund balance as shown on the governmental fund statement of revenues, expenditures, and changes in fund balances and the changes in net position of governmental activities as reported on the government-wide statement of activities. One element of that reconciliation explains that current year capital outlays and debt principal payments are expenditures in the fund financial statements, but should be shown as increases in capital assets and decreases in long-term debt in the government-wide statements. This adjustment affects both the net asset balance and the change in net position.

The details of this adjustment are as follows:

Governmental Funds Only			
	Amount	Adjustments To Changes in Net Position	Adjustments to Net Position
Current Year Capital Outlay			
Land	\$ -		
Buildings & Improvements	-		
Vehicles, Furniture & Equipment	35,575		
Infrastructure Assets	-		
Total Capital Outlay	<u>35,575</u>	35,575	35,575
Debt Principal Payments			
Bond Principal	-		
Equipment Notes Principal	286,671		
Capital Lease Principal	-		
Other Adjustments	-		
Total Principal Payments	<u>286,671</u>	286,671	286,671
Total Adjustment to Net Position		\$ 322,246	\$ 322,246

Another element of the reconciliation on Exhibit C-4 is described as various other reclassifications and eliminations necessary to convert from the modified accrual basis of accounting to accrual basis of accounting. This adjustment is the result of several items. The details for this element are as follows:

	Amount	Adjustments to Change in Net Position	Adjustments to Net Position
Adjustments to Revenue and Unearned Revenue			
Beginning of Year Unearned Tax Revenue	\$ 81,660		81,660
Property tax adjustments to convert from the modified accrual basis to the full accrual basis of accounting	(1,250)	(1,250)	(1,250)
Other Revenue Adjustments	-	-	-
Other Adjustments	395	(395)	(395)
Reclassify Proceeds of Bonds, Loans & Capital Leases			
Capital Acquisition Note Proceeds	37,355	(37,355)	(37,355)
Discount (Premium) on Issuance of Bonds			
Capital Lease Financing Proceeds	-	-	-
Reclassify Liabilities Incurred but not Liquidated This Year			
Unused Vacation Pay and/or Unused Sick Leave	-	-	-
Reclassify Certain Expenditures to Full Accrual From Modified Accrual			
Adjust Interest Expense on Long Term Financing	7,011	7,011	7,011
Asset Basis on Disposition of Capital Assets	-	-	-
Totals		\$ (31,989)	\$ 49,671

III. STEWARDSHIP, COMPLIANCE, AND ACCOUNTABILITY

A. BUDGETARY DATA

The Commissioners' Court adopts an "appropriated budget" for the General Fund and Special Revenue Funds. The County is required to present the adopted and final amended budgeted revenues and expenditures for each of these funds. The County compares the final amended budget to actual revenues and expenditures. The General Fund Budget report appears in Exhibit E-1.

The following procedures are followed in establishing the budgetary data reflected in the general-purpose financial statements:

1. Prior to September 30th, the County prepares a budget for the next succeeding fiscal year beginning October 1. The operating budget includes proposed expenditures and the means of financing them.
2. A meeting of the Commissioners Court is then called for the purpose of adopting the proposed budget. At least ten days public notice of the meeting must be given.

3. Prior to October 1st, the budget is legally enacted through passage of a resolution by the Commissioners Court. Once a budget is approved, it can only be amended at the function and fund level by approval of a majority of the members of the Commissioners Court. Amendments are presented to the Commissioners Court at its regular meetings. Each amendment must have Commissioners Court approval. As required by law, such amendments are made before the fact, are reflected in the official minutes of the Commissioners Court, and are not made after fiscal year end. Because the County has a policy of careful budgetary control, several amendments were necessary during the year. None of those were significant.
4. Each budget is controlled at the department level for applicable revenue and expenditure function/object level. Budgeted amounts are as amended by the Commissioners Court. All budget appropriations lapse at year end. A reconciliation of fund balances for both appropriated budget and non-appropriated budget special revenue funds is as follows:

	September 30, 2014 Fund Balance
Appropriated Budget Funds	\$ 231,088
Non-appropriated Budget Funds	-
All Special Revenue Funds	\$ 231,088

B. EXCESS OF EXPENDITURES OVER APPROPRIATIONS

Expenditures did not materially exceed budget appropriations during the current fiscal year in any function expended through the general fund.

C. DEFICIT FUND EQUITY

The County did not incur deficit fund balances at any time during the current fiscal year.

IV. DETAILED NOTES ON ALL FUNDS AND ACCOUNT GROUPS

A. DEPOSITS AND INVESTMENTS

Legal and Contractual Provisions Governing Deposits and Investments

The County follows the practice of pooling cash and investments of all funds except for restricted funds and agency funds held for others. The **Public Funds Investment Act** (Government Code Chapter 2256) contains specific provisions in the areas of investment practices, management reports, and establishment of appropriate policies. Among other things, it requires the County to adopt, implement, and publicize an investment policy. That policy must address the following areas: (1) safety of principal and liquidity, (2) portfolio diversification, (3) allowable investments, (4) acceptable risk levels, (5) expected rates of return, (6) maximum allowable stated maturity of portfolio investments, (7) maximum average dollar-weighted maturity allowed based on the stated maturity date for the portfolio, (8) investment staff quality and capabilities, and (9) bid solicitation preferences for certificates of deposit. Statutes authorize the County to invest in: (1) obligations of the U.S. Treasury, certain U.S. agencies, and the State of Texas, (2) certificates of deposit, (3) certain municipal securities, (4) money market savings accounts, (5) repurchase agreements, (6) bankers acceptances, (7) mutual funds, (8) investment pools, (9) guaranteed investment contracts, and (10) common trust funds. The Act also requires the County to have independent auditors perform test procedures related to investment practices as provided by the Act. The County is in substantial compliance with the requirements of the Act and with local policies.

Policies Governing Deposits and Investments

In compliance with the **Public Funds Investment Act**, the County has adopted a deposit and investment policy. That policy does address the following risks:

- a. **Foreign Currency Risk** – The County investment policy does not permit investments in foreign currency.
- b. **Custodial Credit Risk – Deposits:** In the case of deposits, this is the risk that in the event of a bank failure, the government’s deposits may not be returned to it. The County’s policy regarding types of deposits allowed and collateral requirements as required by statute are set forth in a depository contract. The funds of the County must be deposited and invested under the terms of this contract, contents of which are set out in the **Depository Contract Law**. The depository bank places approved pledged securities for safekeeping and trust with the County’s agent bank in an amount greater than the uninsured deposits. The pledge of approved securities is waived only to the extent of the depository bank’s dollar amount of Federal Deposit Insurance Corporation (“FDIC”) insurance. The County’s cash deposits at September 30, 2014 were entirely covered by FDIC insurance and/or by pledged collateral held by the County’s agent bank in the County’s name. The deposits were entirely covered at all times during the year, and therefore, the County was not exposed to custodial credit risk during the year. The carrying amount of the County’s cash and temporary investments at September 30, 2014 follows:

CASH AND INVESTMENTS - BY ACCOUNT TYPE	September 30, 2014
Cash in Bank - Including Money Market Accounts	\$ 1,041,558
Certificates of Deposit	1,051,351
Investment Pools	-
Total Cash and Investments	\$ 2,092,909

CASH AND INVESTMENTS - BY FUND	September 30, 2014
Cash and Investments - General Fund	\$ 1,361,502
Cash and Investments - Major Governmental Funds	-
Cash and Investments - Non-Major Governmental	51,129
Cash and Investments - Enterprise	-
Cash and Investments - Internal Service	-
Cash and Investments - Agency	680,278
Cash and Investments - Trusts	-
Cash and Investments - Other	-
Total Cash and Investments	\$ 2,092,909

- c. **Custodial Credit Risk – Investments:** For an investment, this is the risk that, in the event of the failure of the counterparty, the government will not be able to recover the value of its investments that are in the possession of an outside party. The County’s policy regarding types of investments allowed as required by statute are set forth in the County’s investment policy. The County’s investments were not exposed to custodial credit risk because they are registered in the name of the County. Investments in external investment pools and in open-end mutual funds are not subject to custodial credit risk because “their existence is not evidenced by securities that exist in physical or book entry form.”

- d. **Interest – rate risk** – The County defines Interest – rate risk as occurring when potential purchasers of debt securities do not agree to pay face value for those securities if interest rates rise. The County discloses exposure to interest – rate risk through indication of the weighted average maturity in months for all investments at year end. The County’s investment policy limits interest – rate risk by allowing a maximum dollar weighted maturity of 180 days for any internally created pool fund group and a maximum allowable stated maturity of any other individual investment not to exceed one year from the time of purchase.
- e. **Other Credit Risk Exposure** – The County’s investment policy does not address direct or indirect ownership in debt securities. The credit rating for debt securities held by the Lone Star Investment Pool-Liquidity Corporate Fund was AA Af/S1+ (Standard & Poor’s Rating) at year end.
- f. **Concentration Risk** – The County defines concentration risk as positions of 5 percent or more in the securities of a single issuer. This is the issuer of the underlying investment – not a pool or mutual fund. It does NOT apply to US Government securities. The County’s investment policy requires diversification in terms of investment instruments, maturity scheduling, and financial institutions to reduce risk of loss resulting over concentration of assets in a specific class of investments, specific maturity, or specific issuer. The County **was not** exposed to concentration risk at year end.

There were no violations of legal or contractual provisions governing investments. The County has no securities that are identified as derivatives.

B. PROPERTY TAXES

Property taxes are levied by October 1 on the assessed value listed as of the prior January 1st for all real and business personal property located in the County in conformity with Subtitle E, Texas Property Tax Code. Taxes are due on receipt of the tax bill and are delinquent if not paid before February 1st of the year following the year in which imposed. On January 31st of each year, a tax lien attaches to property to secure the payment of all taxes, penalties, and interest ultimately imposed. Property tax revenues are considered available (1) when they become due or past due and receivable within the current period and (2) when they are expected to be collected during a 60-day period after the close of the county fiscal year.

C. DELINQUENT TAXES RECEIVABLE

Delinquent taxes are prorated between maintenance and debt service based on rates adopted for the year of the levy of that taxing unit. Delinquent property taxes are cancelled and removed from the roll for real property assessments that are more than 20 years old and personal property assessments that are more than 10 years old.

D. INTERFUND BALANCES AND TRANSFERS

Interfund balances at September 30, 2014 consisted of the following amounts:

FUND	Due From Other Funds	Due To Other Funds
General Fund		
Major Governmental Funds	\$ -	\$ -
Non-major Governmental Funds	5,000	217,998
Proprietary Funds	-	-
All Others	-	18,499
Total General Fund	<u>\$ 5,000</u>	<u>\$ 236,497</u>
Major Governmental Funds		
General Fund	\$ -	\$ -
Non-major Governmental Funds	-	-
Proprietary Funds	-	-
All Others	-	-
Total Major Governmental Funds	<u>\$ -</u>	<u>\$ -</u>
Non-major Governmental Funds		
General Fund	\$ 217,998	\$ 5,000
Other Major Governmental Funds	-	-
Proprietary Funds	-	-
All Others	-	-
Total Non-major Governmental Funds	<u>\$ 217,998</u>	<u>\$ 5,000</u>
Proprietary Funds		
General Fund	\$ -	\$ -
Major Governmental Fund	-	-
Non-major Governmental Funds	-	-
All Others	-	-
Total Proprietary Funds	<u>\$ -</u>	<u>\$ -</u>
All Other Funds		
General Fund	\$ -	\$ -
Major Governmental Funds	-	-
Non-major Governmental Funds	18,499	-
Proprietary Funds	-	-
Total All Other Funds	<u>\$ 18,499</u>	<u>\$ -</u>
Total Interfund Receivables / Payables	<u>\$ 241,497</u>	<u>\$ 241,497</u>

The balance of \$217,998 from the general fund to various special revenue funds resulted from obligations made to maintain local funds or finance the operation of each special revenue fund for various governmental activities; \$0 of the balance is not scheduled to be collected in the subsequent year.

Interfund transfers for the year ended September 30, 2014 were as follows:

FUND	Transfers In	Transfers Out
General Fund		
Major Governmental Funds	\$ -	\$ -
Non-major Governmental Funds	-	417,877
Proprietary Funds	-	-
All Others	-	-
Total General Fund	<u>\$ -</u>	<u>\$ 417,877</u>
Major Governmental Funds		
General Fund	\$ -	\$ -
Non-major Governmental Funds	-	-
Proprietary Funds	-	-
All Others	-	-
Total Major Governmental Funds	<u>\$ -</u>	<u>\$ -</u>
Non-major Governmental Funds		
General Fund	\$ 417,877	\$ -
Other Major Governmental Funds	-	-
Proprietary Funds	-	-
All Others	-	-
Total Non-major Governmental Funds	<u>\$ 417,877</u>	<u>\$ -</u>
Proprietary Funds		
General Fund	\$ -	\$ -
Major Governmental Fund	-	-
Non-major Governmental Funds	-	-
All Others	-	-
Total Proprietary Funds	<u>\$ -</u>	<u>\$ -</u>
All Other Funds		
General Fund	\$ -	\$ -
Major Governmental Funds	-	-
Non-major Governmental Funds	-	-
Proprietary Funds	-	-
Total All Other Funds	<u>\$ -</u>	<u>\$ -</u>
Total Interfund Transfers	<u>\$ 417,877</u>	<u>\$ 417,877</u>

Transfers are used to (1) move revenues from the fund that statute or budget requires to collect them to the fund that statute or budget requires to expend them, (2) move receipts restricted to debt service from the funds collecting the receipts to the debt service fund as debt service payments become due, and (3) use unrestricted revenues collected in the general fund to finance various programs accounted for in other funds in accordance with budgetary authorizations.

During the current year ended September 30, 2014, the District did not make a one-time transfer of funds from the general fund to the debt service fund to subsidize, in part, the District's obligation of interest and sinking fund requirements.

E. DISAGGREGATION OF RECEIVABLES AND PAYABLES

Receivables at September 30, 2014 were as follows:

	Property Taxes	Users / Customers	Due From Other Funds	Other	Total Receivables
Governmental Activities:					
General Fund	\$ 87,013	\$ -	\$ 5,000	\$ 1,062	\$ 93,075
Other Major Governmental Funds	-	-	-	-	-
Non-major Governmental Funds	20,180	-	217,998	5,452	243,630
Other Governmental Funds	-	-	-	-	-
Total Governmental Activities	\$ 107,193	\$ -	\$ 222,998	\$ 6,514	\$ 336,705
Amounts not scheduled for collection during the subsequent year	\$ -	\$ -	\$ -	\$ -	\$ -
Business-type Activities:					
Non-major Proprietary Fund	\$ -	\$ -	\$ -	\$ -	\$ -
Other Funds	-	-	-	-	-
Total Business-type Activities	\$ -	\$ -	\$ -	\$ -	\$ -

Payables at September 30, 2014 were as follows:

	Accounts Payable	Loans, Leases and Bonds Payable- Current Year	Customer Deposits	Due To Other Funds	Due To Other Governments	Other	Total Payables
Governmental Activities:							
General Fund	\$ -	\$ -	\$ -	\$ 236,497	\$ -	\$ 25,461	\$ 261,958
Other Major Governmental Funds	-	-	-	-	-	-	-
Non-major Governmental Funds	-	-	-	5,000	-	38,491	43,491
Other Governmental Funds	-	-	-	-	-	-	-
Total Governmental Activities	\$ -	\$ -	\$ -	\$ 241,497	\$ -	\$ 63,952	\$ 305,449
Amounts not scheduled for payment during the subsequent year	\$ -	\$ -	\$ -	\$ -	\$ -	\$ -	\$ -
Business-Type Activities:							
Non-major Proprietary Fund	\$ -	\$ -	\$ -	\$ -	\$ -	\$ -	\$ -
Non-major Enterprise Funds	-	-	-	-	-	-	-
Total Business-Type Activities	\$ -	\$ -	\$ -	\$ -	\$ -	\$ -	\$ -

F. CAPITAL ASSET ACTIVITY

Capital asset activity for the County for the year ended September 30, 2014 was as follows:

Primary Government				
	Beginning Balance	Additions	Retirements	Ending Balance
Governmental Activities:				
Capital Assets Not Being Depreciated-				
Land	\$ 60,000	\$ -	\$ -	\$ 60,000
Construction in Progress	-	-	-	-
Capital Assets Being Depreciated-				
Buildings and Improvements	1,610,406	-	-	1,610,406
Vehicles, Furniture, and Equipment	3,453,590	35,575	(1)	3,489,166
Infrastructure Assets	245,323	-	-	245,323
Totals at Historic Cost	\$ 5,369,319	\$ 35,575	\$ (1)	\$ 5,404,895
Less Accumulated Depreciation for:				
Buildings and Improvements	\$ 1,056,157	\$ 29,617	\$ -	\$ 1,085,774
Vehicles, Furniture, and Equipment	1,573,714	267,247	-	1,840,961
Infrastructure Assets	206,857	1,798	-	208,655
Total Accumulated Depreciation	\$ 2,836,728	\$ 298,662	\$ -	\$ 3,135,390
Govt. Activities Capital Assets, Net	\$ 2,532,591	\$ (263,087)	\$ (1)	\$ 2,269,505
Business-type Activities:				
Capital Assets Being Depreciated-				
Buildings and Improvements	\$ -	\$ -	\$ -	\$ -
Vehicles, Furniture, and Equipment	-	-	-	-
Totals at Historic Cost	\$ -	\$ -	\$ -	\$ -
Less Accumulated Depreciation				
Buildings and Improvements	\$ -	\$ -	\$ -	\$ -
Vehicles, Furniture, and Equipment	-	-	-	-
Total Accumulated Depreciation	\$ -	\$ -	\$ -	\$ -
Business-type Activities Capital Assets, Net	\$ -	\$ -	\$ -	\$ -

Depreciation expense was charged to governmental functions as follows:

Administration - County Clerk	\$ 3,537
Administration - District Clerk	600
Administration - Non-Departmental	30,488
Financial - Tax Assessor Collector	1,350
Public Safety - County Sheriff	65,011
Other Public Safety - Fire Department	-
Senior Citizens	3,476
Roads and Bridges	194,200
Total Depreciation Expense	\$ 298,662

G. SHORT-TERM DEBT PAYABLE

The County accounts for short-term debts for maintenance purposes through the General Fund. Short-term debts include notes made in accordance with the provisions of the Local Government code. The proceeds from loans are shown in the financial statements as Other Resources and principal payments are shown as Other Uses.

Date of Issue/ Maturity	Description	Beginning Balance	Amount Issued	Amount Redeemed	Ending Balance
	None	\$ -	\$ -	\$ -	-

H. BONDS, LONG-TERM NOTES PAYABLE, AND OTHER LONG-TERM OBLIGATIONS

Bonded indebtedness, long-term notes payable, and other long-term obligations of the County are reflected in the General Long-Term Debt Account Group. Current requirements for principal and interest expenditures are accounted for in the appropriate funds and departments based on the use of the original debt proceeds. A summary of changes in general long-term debt for the year ended September 30, 2014 is as follows:

DESCRIPTION	Interest Rate Payable	Amounts Original Issue	Interest Current Year	Payable		Outstanding 9/30/2014
				Amounts Outstanding 10/1/2013	Issued Retired	
Governmental Type Activities						
Equipment Note Payable - First Fin. Bank	3.50%	\$ 168,500	\$ 1,094	\$ 34,408	\$ - \$ 34,408	\$ -
Notes Payable - John Deere Fin.	3.25%	143,000	2,935	88,966	- 28,697	60,269
Equipment Note Payable - First Fin. Bank	6.00%	15,745	246	4,253	- 4,253	-
Notes Payable - John Deere Fin.	2.95%	222,485	4,558	176,243	- 25,216	151,027
Equipment Note Payable - First Fin. Bank	4.55%	70,005	938	20,714	- 20,714	-
Notes Payable - John Deere Fin.	2.74%	216,000	4,832	173,497	- 41,606	131,891
Equipment Note Payable - First Fin. Bank	3.50%	48,000	1,258	39,050	577 9,860	29,767
Equipment Note Payable - First Fin. Bank	3.50%	195,000	9,911	195,000	9,673 43,238	161,435
Equipment Note Payable - First Fin. Bank	3.50%	125,471	2,688	82,996	395 41,208	42,183
Equipment Note Payable - First Fin. Bank	3.50%	15,250	133	3,720	29 3,749	-
Equipment Note Payable - First Fin. Bank	3.00%	122,505	1,817	122,505	- 24,586	97,919
Equipment Note Payable - First Fin. Bank	3.00%	17,940	-	-	17,940 -	17,940
Equipment Note Payable - First Fin. Bank	3.00%	17,940	69	-	9,136 9,136	-
Business Type Activities						
None		-	-	-	- -	-
TOTAL		\$ 1,377,841	\$ 30,479	\$ 941,352	\$ 37,750 \$286,671	\$ 692,431

In prior years, the County has not defeased certain general obligation bonds by placing the proceeds of new bonds in an irrevocable trust to provide for all future debt service payments on the old bonds. Accordingly, there are no trust account assets and liabilities for the defeased bonds that are not included in the County's financial statements. On September 30, 2014, \$0 of bonds considered defeased are still outstanding.

I. COMMITMENTS UNDER OPERATING LEASES

Commitments under operating (non-capitalized) lease agreements for equipment provide for minimum future rental payments as of September 30, 2014, as follows:

Year Ending September 30	
2015	\$ 732
2016	-
2017	-
2018	-
2019	-
2020-2025	-
2026-2030	-
Total Minimum Rentals	\$ 732
Rental Expenditures in Fiscal Year 2014	\$ 11,104

J. DEBT SERVICE REQUIREMENTS – BONDS, CAP LEASES, & OTHER LONG-TERM DEBT

Debt service requirements for bonds and notes payable are as follows:

Equipment Acquisition Notes Payable			
Year Ended September 30	Principal	Interest	Total Requirements
2015	\$ 229,718	\$ 20,076	\$ 249,794
2016	174,437	13,827	188,264
2017	220,748	6,110	226,858
2018	67,528	2,351	69,879
2019	-	-	-
Subsequent	-	-	-
Totals	\$ 692,431	\$ 42,364	\$ 734,795

Capital Leases

Debt service requirements for capital leases payable are as follows:

Capital Lease Obligations				
Year Ended September 30	Principal	Interest	Total Requirements	
2015	\$ -	\$ -	\$ -	-
2016	-	-	-	-
2017	-	-	-	-
2018	-	-	-	-
2019	-	-	-	-
2020-2024	-	-	-	-
2025-2029	-	-	-	-
2030-2034	-	-	-	-
2035-2039	-	-	-	-
2040-2044	-	-	-	-
Total Capital Lease Payments	\$ -	\$ -	\$ -	-

K. ACCUMULATED UNPAID VACATION AND SICK LEAVE BENEFITS

The County maintains a vacation and sick leave policy for its full time staff. The policy provides that full time employees earn 10 days vacation (15 days after 10 years of service) per year. Vacation benefits are lost at the end of the year if not taken, thus, no accumulation is allowed under the plan. Employees also earn sick leave time of 12 days per year accumulated up to a maximum of 60 days. No unused sick leave benefits are paid upon termination of employment for any reason. As such, no liability is maintained for accumulated vacation or sick leave benefits.

L. PENSION PLAN

A. Plan Description

The County provides retirement, disability and death benefits for all of its full-time employees through a nontraditional defined benefit plan in the statewide Texas County and District Retirement System (TCDRS). The Board of Trustees of TCDRS is responsible for the administration of the statewide agent multiple-employer public employee retirement system consisting of 574 nontraditional defined benefit pension plans. TCDRS in the aggregate issues a comprehensive annual financial report (CAFR) on a calendar year basis. The CAFR is available upon written request from the TCDRS Board of Trustees at PO Box 2034, Austin, Texas 78768-2034.

The plan provisions are adopted by the governing body of the County, within the options available in the state statutes governing TCDRS (TCDRS Act). Members can retire at ages 60 and above with 8 or more years of service, with 30 years of service regardless of age, or when the sum of their age and years of service equals 75 or more. Members are vested after 8 years of service but must leave their accumulated contributions in the plan to receive any employer-financed benefit. Members who withdraw their personal contributions in a lump-sum are not entitled to any amounts contributed by their employer.

Benefit amounts are determined by the sum of the employee's contributions to the plan, with interest, and employer-financed monetary credits. The level of these monetary credits is adopted by the governing body of the employer within the actuarial constraints imposed by the TCDRS Act so that the resulting benefits can be expected to be adequately financed by the employer's commitment to contribute. At retirement, death, or disability, the benefits are calculated by converting the sum of the employee's accumulated contributions and the employer-financed monetary credits to a monthly annuity using annuity purchase rates prescribed by the TCDRS Act.

B. Funding Policy

The County has elected the annually determined contribution rate (ADCR) plan provisions of the TCDRS Act. The plan is funded by monthly contributions from both employee members and the employer based on the covered payroll of employee members. Under the TCDRS Act, the contribution rate of the employer is actuarially determined annually. It was 8.23% for calendar year 2014. The contribution rate payable by the employee members is the rate of 7.00% as adopted by the governing body of the employer. The employee contribution rate and the employer contribution rate may be changed by the governing body of the employer within the options available in the TCDRS Act.

C. Annual Pension Cost

For the County's accounting year ending September 30, 2014, the annual pension cost for the TCDRS plan for its employees was \$113,955 and the actual contributions were \$113,955.

Schedule of Actuarial Liabilities and Funding Progress

Actuarial Valuation Date		12/31/2013
Actuarial Value of Assets	\$	2,504,159
Actuarial Accrued Liability	\$	2,988,750
Unfunded / (Over-funded) Actuarial Accrued Liability (UAAL)	\$	484,591
Percentage Funded		83.79%
Annual Covered Payroll	\$	1,364,217
UAAL as a Percentage of Covered Payroll		35.52%

M. CHANGES IN LONG-TERM LIABILITIES

Long-term activity for the year ended September 30, 2014 was as follows:

	Beginning Balance	Additions	Reductions	Ending Balance	Due Within One Year
Governmental Activities:					
Bonds and Notes Payable:					
General Obligation Bonds	\$ -	\$ -	\$ -	\$ -	\$ -
Equipment Acquisition Notes	941,352	37,750	286,671	692,431	229,719
Less Deferred Amount on Refunding	-	-	-	-	-
Total Bonds and Notes Payable	\$ 941,352	\$ 37,750	\$ 286,671	\$ 692,431	\$ 229,719
Capital Leases					
Compensated Absences	-	-	-	-	-
Accrued Interest Payable	24,834	17,823	24,834	17,823	17,823
Total Other Liabilities	\$ 24,834	\$ 17,823	\$ 24,834	\$ 17,823	\$ 17,823
Liabilities	\$ 966,186	\$ 55,573	\$ 311,505	\$ 710,254	\$ 247,542
Business-type Activities:					
Bonds and Notes Payable:					
Enterprise Fund Bonds Payable	\$ -	\$ -	\$ -	\$ -	\$ -
Less Deferred Amounts	-	-	-	-	-
Total Bonds and Notes Payable	\$ -	\$ -	\$ -	\$ -	\$ -
Other Liabilities:					
Compensated Absences	\$ -	\$ -	\$ -	\$ -	\$ -
Other Long-term Liabilities	-	-	-	-	-
Total Other Liabilities	\$ -	\$ -	\$ -	\$ -	\$ -
Total Business-type Activities Long-Term Liabilities	\$ -	\$ -	\$ -	\$ -	\$ -

N. DEFERRED INFLOWS - UNAVAILABLE REVENUE

Unavailable revenue at year-end consisted of the following:

	General Fund	Special Revenue Funds	Debt Service Fund	Total
Net Unavailable Tax Revenue	\$ 65,260	\$ 15,136	\$ -	\$ 80,396
Unearned State Revenues	-	-	-	-
Grant Revenues	-	-	-	-
Total Unavailable Revenue	\$ 65,260	\$ 15,136	\$ -	\$ 80,396

O. LITIGATION

The County is exposed to various risks of losses related to torts; theft of, damage to, and destruction of assets; errors and omissions; injuries to employees; and natural disasters. There were no unasserted claims pending against the County as of September 30, 2014.

P. CONSTRUCTION AND OTHER SIGNIFICANT COMMITMENTS AND CONTINGENCIES

The County, as of September 30, 2014, has not incurred or made any commitments and/or contingencies in connection with construction or other areas of significance.

Q. SUBSEQUENT EVENTS

In preparing the basic financial statements, County administration has evaluated events and transactions for potential recognition or disclosure through June 8, 2015, the date of this report. No material subsequent events had occurred in the period of September 30, 2014 through that date except for the issuance of general obligation bonds in January of 2015 and a principal value of \$6,745,000 for the construction of a new jail facility.

R. RELATED PARTY TRANSACTIONS

The County did not incur any reportable related party transactions or balances as of and during the year ended September 30, 2014.

S. FUND BALANCE ADJUSTMENT

The County had no adjustments to fund balance during the year ended September 30, 2014.

FISHER COUNTY
State of Texas



REQUIRED SUPPLEMENTARY INFORMATION

FISHER COUNTY, TEXAS
STATEMENT OF REVENUES, EXPENDITURES AND CHANGES IN FUND BALANCE
BUDGET AND ACTUAL - GENERAL FUND
FOR THE YEAR ENDED SEPTEMBER 30, 2014

Data Control Codes	Budgeted Amounts		Actual Amounts (GAAP Basis)	Variance With Final Budget Positive or (Negative)	
	Original	Final			
REVENUES					
5110	Property Taxes	\$ 2,242,095	\$ 2,242,095	\$ 2,268,230	\$ 26,135
5190	Penalty and Interest on Taxes	-	-	1,296	1,296
5200	Licenses and Permits	-	-	15,736	15,736
5300	Intergovernmental Revenue and Grants	36,895	36,833	78,560	41,727
5400	Charges for Services	215,687	215,687	165,459	(50,228)
5610	Investment Earnings	27,563	27,706	3,267	(24,439)
5620	Rents and Royalties	1,510	1,510	1,925	415
5700	Other Revenue	190,316	121,330	22,154	(99,176)
5020	Total Revenues	\$ 2,714,066	\$ 2,645,162	\$ 2,556,627	\$ (88,535)
EXPENDITURES					
General Government:					
6011	Administration - County Judge	\$ 107,581	\$ 107,581	\$ 107,173	\$ 408
6012	Administration - County Clerk	124,671	124,671	123,941	730
6013	Administration - Veteran's Service Officer	6,000	6,000	6,000	-
6015	Administration - Other Miscellaneous	385,423	402,837	382,739	20,098
6016	Financial - County Auditor	96,381	97,908	97,908	-
6017	Financial - County Treasurer	54,102	54,102	52,508	1,594
6018	Financial - Tax Assessor / Collector	87,546	91,046	89,900	1,146
6019	Facilities Management	123,232	138,173	131,600	6,573
Public Safety:					
6021	County Sheriff	780,074	794,971	743,486	51,485
6029	Other Public Safety	-	1,000	-	1,000
Justice System:					
6031	County and District Court	50,133	50,133	44,803	5,330
6033	32nd Judicial District	33,315	33,315	24,817	8,498
6034	District Clerk	71,550	72,210	72,210	-
6035	Justice of the Peace # 1	69,791	69,791	68,651	1,140
6036	Justice of the Peace # 2	23,908	23,908	23,350	558
6037	District Attorney	39,333	39,814	39,814	-
6038	County Attorney	69,752	69,752	65,611	4,141
6041	Indigent Welfare / Child Care	5,400	5,400	5,197	203
Infrastructure and Environmental Services:					
6053	Museums	-	13,999	13,999	-
Community and Economic Development:					
6061	County Extension Agents	53,114	53,114	50,562	2,552
Debt Service:					
6071	Bond Principal	-	-	-	-
6072	Other Debt Principal	40,796	40,796	41,208	(412)
6073	Bond Interest	-	-	-	-
6074	Other Debt Interest	2,906	2,906	2,688	218
6030	Total Expenditures	\$ 2,225,008	\$ 2,293,427	\$ 2,188,165	\$ 105,262
1100	Excess (Deficiency) Revenues Over (Under) Expenditures	\$ 489,058	\$ 351,735	\$ 368,462	\$ (193,797)
OTHER FINANCING SOURCES (USES)					
7914	Non-Current Loans	\$ -	\$ 87,404	\$ 395	\$ (87,009)
7915	Transfers Out (Use)	-	-	-	-
7951	Transfers Out (Use)	-	(37,000)	(417,877)	(380,877)
	Total Other Financing Sources (Uses)	\$ -	\$ 50,404	\$ (417,482)	\$ (467,886)
1200	Net Change in Fund Balances	\$ 489,058	\$ 402,139	\$ (49,020)	\$ (661,683)
9100	Fund Balance - January 1 (Beginning)	1,154,626	1,154,626	1,154,626	-
9110	Prior Period Adjustment	-	-	-	-
9200	Fund Balance - December 31 (Ending)	\$ 1,643,684	\$ 1,556,765	\$ 1,105,606	\$ (661,683)

The notes to the financial statements are an integral part of this statement.

COMBINING AND INDIVIDUAL FUND SCHEDULES

FISHER COUNTY, TEXAS
COMBINING BALANCE SHEET
NONMAJOR GOVERNMENTAL FUNDS
SEPTEMBER 30, 2014

Data Control Codes	20 Airport	61 Road & Bridge Pct. 1	62 Road & Bridge Pct. 2
ASSETS			
1010 Cash and Cash Equivalents	\$ -	\$ -	\$ -
1050 Taxes Receivable	-	5,045	5,045
1051 Allowance for Uncollectible Taxes (credit)	-	(1,261)	(1,261)
1260 Intergovernmental Receivables	-	113	113
1300 Due from Other Funds	14,565	6,095	9,726
1390 Due from Others	-	-	-
1000 Total Assets	\$ 14,565	\$ 9,992	\$ 13,623
LIABILITIES			
2010 Payroll Liabilities	\$ -	\$ 6,208	\$ 9,839
2300 Due to Other Funds	-	-	-
2000 Total Liabilities	\$ -	\$ 6,208	\$ 9,839
DEFERRED INFLOWS OF RESOURCES			
2601 Unavailable Revenue - Property Taxes	\$ -	\$ 3,784	\$ 3,784
2600 Total Deferred Inflows of Resources	\$ -	\$ 3,784	\$ 3,784
FUND BALANCES			
Fund Balance-Restricted:			
3450 Federal or State Funds Grant Restriction	\$ -	\$ -	\$ -
3480 Retirement of Long-Term Debt	-	-	-
3490 Other Restricted Fund Balance	-	-	-
Fund Balance-Committed:			
3530 Capital Expenditures for Equipment	-	-	-
3545 Other Committed Fund Balance	-	-	-
Fund Balance-Assigned:			
3570 Capital Expenditures for Equipment	14,565	-	-
3000 Total Fund Balances	\$ 14,565	\$ -	\$ -
4000 Total Liabilities, Deferred Inflows & Fund Balances	\$ 14,565	\$ 9,992	\$ 13,623

The notes to the financial statements are an integral part of this statement.

FISHER COUNTY, TEXAS
COMBINING BALANCE SHEET
NONMAJOR GOVERNMENTAL FUNDS
SEPTEMBER 30, 2014

Data Control Codes	63 Road & Bridge Pct. 3	64 Road & Bridge Pct. 4	65 Court Record Preservation
ASSETS			
1010 Cash and Cash Equivalents	\$ -	\$ -	\$ -
1050 Taxes Receivable	5,045	5,045	-
1051 Allowance for Uncollectible Taxes (credit)	(1,261)	(1,261)	-
1260 Intergovernmental Receivables	113	113	-
1300 Due from Other Funds	9,929	9,512	1,509
1390 Due from Others	-	-	-
1000 Total Assets	\$ 13,826	\$ 13,409	\$ 1,509
LIABILITIES			
2010 Payroll Liabilities	\$ 10,042	\$ 9,625	\$ -
2300 Due to Other Funds	-	-	-
2000 Total Liabilities	\$ 10,042	\$ 9,625	\$ -
DEFERRED INFLOWS OF RESOURCES			
2601 Unavailable Revenue - Property Taxes	\$ 3,784	\$ 3,784	\$ -
2600 Total Deferred Inflows of Resources	\$ 3,784	\$ 3,784	\$ -
FUND BALANCES			
Fund Balance-Restricted:			
3450 Federal or State Funds Grant Restriction	\$ -	\$ -	\$ -
3480 Retirement of Long-Term Debt	-	-	-
3490 Other Restricted Fund Balance	-	-	1,509
Fund Balance-Committed:			
3530 Capital Expenditures for Equipment	-	-	-
3545 Other Committed Fund Balance	-	-	-
Fund Balance-Assigned:			
3570 Capital Expenditures for Equipment	-	-	-
3000 Total Fund Balances	\$ -	\$ -	\$ 1,509
4000 Total Liabilities, Deferred Inflows & Fund Balances	\$ 13,826	\$ 13,409	\$ 1,509

The notes to the financial statements are an integral part of this statement.

FISHER COUNTY, TEXAS
COMBINING BALANCE SHEET
NONMAJOR GOVERNMENTAL FUNDS
SEPTEMBER 30, 2014

Data Control Codes	66 C & D Court Technology	67 Dist. Court Records Technology	68 Election Systems Contract
ASSETS			
1010 Cash and Cash Equivalents	\$ -	\$ -	\$ -
1050 Taxes Receivable	-	-	-
1051 Allowance for Uncollectible Taxes (credit)	-	-	-
1260 Intergovernmental Receivables	-	-	-
1300 Due from Other Funds	275	911	1,573
1390 Due from Others	-	-	-
1000 Total Assets	\$ 275	\$ 911	\$ 1,573
LIABILITIES			
2010 Payroll Liabilities	\$ -	\$ -	\$ -
2300 Due to Other Funds	-	-	-
2000 Total Liabilities	\$ -	\$ -	\$ -
DEFERRED INFLOWS OF RESOURCES			
2601 Unavailable Revenue - Property Taxes	\$ -	\$ -	\$ -
2600 Total Deferred Inflows of Resources	\$ -	\$ -	\$ -
FUND BALANCES			
Fund Balance-Restricted:			
3450 Federal or State Funds Grant Restriction	\$ -	\$ -	\$ -
3480 Retirement of Long-Term Debt	-	-	-
3490 Other Restricted Fund Balance	275	911	1,573
Fund Balance-Committed:			
3530 Capital Expenditures for Equipment	-	-	-
3545 Other Committed Fund Balance	-	-	-
Fund Balance-Assigned:			
3570 Capital Expenditures for Equipment	-	-	-
3000 Total Fund Balances	\$ 275	\$ 911	\$ 1,573
4000 Total Liabilities, Deferred Inflows & Fund Balances	\$ 275	\$ 911	\$ 1,573

The notes to the financial statements are an integral part of this statement.

FISHER COUNTY, TEXAS
COMBINING BALANCE SHEET
NONMAJOR GOVERNMENTAL FUNDS
SEPTEMBER 30, 2014

Data Control Codes	69 Grants Fund	71 Lateral Road Pct. 1	72 Lateral Road Pct. 2
ASSETS			
1010 Cash and Cash Equivalents	\$ -	\$ -	\$ -
1050 Taxes Receivable	-	-	-
1051 Allowance for Uncollectible Taxes (credit)	-	-	-
1260 Intergovernmental Receivables	5,000	-	-
1300 Due from Other Funds	-	-	-
1390 Due from Others	-	-	-
1000 Total Assets	\$ 5,000	\$ -	\$ -
LIABILITIES			
2010 Payroll Liabilities	\$ -	\$ -	\$ -
2300 Due to Other Funds	5,000	-	-
2000 Total Liabilities	\$ 5,000	\$ -	\$ -
DEFERRED INFLOWS OF RESOURCES			
2601 Unavailable Revenue - Property Taxes	\$ -	\$ -	\$ -
2600 Total Deferred Inflows of Resources	\$ -	\$ -	\$ -
FUND BALANCES			
Fund Balance-Restricted:			
3450 Federal or State Funds Grant Restriction	\$ -	\$ -	\$ -
3480 Retirement of Long-Term Debt	-	-	-
3490 Other Restricted Fund Balance	-	-	-
Fund Balance-Committed:			
3530 Capital Expenditures for Equipment	-	-	-
3545 Other Committed Fund Balance	-	-	-
Fund Balance-Assigned:			
3570 Capital Expenditures for Equipment	-	-	-
3000 Total Fund Balances	\$ -	\$ -	\$ -
4000 Total Liabilities, Deferred Inflows & Fund Balances	\$ 5,000	\$ -	\$ -

The notes to the financial statements are an integral part of this statement.

FISHER COUNTY, TEXAS
COMBINING BALANCE SHEET
NONMAJOR GOVERNMENTAL FUNDS
SEPTEMBER 30, 2014

Data Control Codes	73 Lateral Road Pct. 3	74 Lateral Road Pct. 4	75 911 Addressing
ASSETS			
1010	\$ -	\$ -	\$ -
1050	-	-	-
1051	-	-	-
1260	-	-	-
1300	-	-	1,757
1390	-	-	-
1000	<u>\$ -</u>	<u>\$ -</u>	<u>\$ 1,757</u>
LIABILITIES			
2010	\$ -	\$ -	\$ -
2300	-	-	-
2000	<u>\$ -</u>	<u>\$ -</u>	<u>\$ -</u>
DEFERRED INFLOWS OF RESOURCES			
2601	\$ -	\$ -	\$ -
2600	<u>\$ -</u>	<u>\$ -</u>	<u>\$ -</u>
FUND BALANCES			
Fund Balance-Restricted:			
3450	\$ -	\$ -	\$ -
3480	-	-	-
3490	-	-	1,757
Fund Balance-Committed:			
3530	-	-	-
3545	-	-	-
Fund Balance-Assigned:			
3570	-	-	-
3000	<u>\$ -</u>	<u>\$ -</u>	<u>\$ 1,757</u>
4000	<u>\$ -</u>	<u>\$ -</u>	<u>\$ 1,757</u>

The notes to the financial statements are an integral part of this statement.

FISHER COUNTY, TEXAS
COMBINING BALANCE SHEET
NONMAJOR GOVERNMENTAL FUNDS
SEPTEMBER 30, 2014

Data Control Codes	76 County Clerk Archives	77 Judicial Education	78 County Clerk Preservation
ASSETS			
1010	\$ -	\$ -	\$ -
1050	-	-	-
1051	-	-	-
1260	-	-	-
1300	18,568	556	33,887
1390	-	-	-
1000	<u>\$ 18,568</u>	<u>\$ 556</u>	<u>\$ 33,887</u>
LIABILITIES			
2010	\$ -	\$ -	\$ -
2300	-	-	-
2000	<u>\$ -</u>	<u>\$ -</u>	<u>\$ -</u>
DEFERRED INFLOWS OF RESOURCES			
2601	\$ -	\$ -	\$ -
2600	<u>\$ -</u>	<u>\$ -</u>	<u>\$ -</u>
FUND BALANCES			
Fund Balance-Restricted:			
3450	\$ -	\$ -	\$ -
3480	-	-	-
3490	18,568	556	33,887
Fund Balance-Committed:			
3530	-	-	-
3545	-	-	-
Fund Balance-Assigned:			
3570	-	-	-
3000	<u>\$ 18,568</u>	<u>\$ 556</u>	<u>\$ 33,887</u>
4000	<u>\$ 18,568</u>	<u>\$ 556</u>	<u>\$ 33,887</u>

The notes to the financial statements are an integral part of this statement.

FISHER COUNTY, TEXAS
COMBINING BALANCE SHEET
NONMAJOR GOVERNMENTAL FUNDS
SEPTEMBER 30, 2014

Data Control Codes	79	80	81
	Law Library	District Clerk Preservation	Courthouse Security
ASSETS			
1010	\$ -	\$ -	\$ -
1050	-	-	-
1051	-	-	-
1260	-	-	-
1300	1,107	857	15,762
1390	-	-	-
1000	<u>\$ 1,107</u>	<u>\$ 857</u>	<u>\$ 15,762</u>
LIABILITIES			
2010	\$ -	\$ -	\$ -
2300	-	-	-
2000	<u>\$ -</u>	<u>\$ -</u>	<u>\$ -</u>
DEFERRED INFLOWS OF RESOURCES			
2601	\$ -	\$ -	\$ -
2600	<u>\$ -</u>	<u>\$ -</u>	<u>\$ -</u>
FUND BALANCES			
Fund Balance-Restricted:			
3450	\$ -	\$ -	\$ -
3480	-	-	-
3490	1,107	857	15,762
Fund Balance-Committed:			
3530	-	-	-
3545	-	-	-
Fund Balance-Assigned:			
3570	-	-	-
3000	<u>\$ 1,107</u>	<u>\$ 857</u>	<u>\$ 15,762</u>
4000	<u>\$ 1,107</u>	<u>\$ 857</u>	<u>\$ 15,762</u>

The notes to the financial statements are an integral part of this statement.

FISHER COUNTY, TEXAS
COMBINING BALANCE SHEET
NONMAJOR GOVERNMENTAL FUNDS
SEPTEMBER 30, 2014

Data Control Codes	82 County Preservation	83 Inmate Telephone	84 Co. Attorney Hot Check
ASSETS			
1010 Cash and Cash Equivalents	\$ -	\$ -	\$ -
1050 Taxes Receivable	-	-	-
1051 Allowance for Uncollectible Taxes (credit)	-	-	-
1260 Intergovernmental Receivables	-	-	-
1300 Due from Other Funds	471	4,342	4,374
1390 Due from Others	-	-	-
1000 Total Assets	\$ 471	\$ 4,342	\$ 4,374
LIABILITIES			
2010 Payroll Liabilities	\$ -	\$ -	\$ -
2300 Due to Other Funds	-	-	-
2000 Total Liabilities	\$ -	\$ -	\$ -
DEFERRED INFLOWS OF RESOURCES			
2601 Unavailable Revenue - Property Taxes	\$ -	\$ -	\$ -
2600 Total Deferred Inflows of Resources	\$ -	\$ -	\$ -
FUND BALANCES			
Fund Balance-Restricted:			
3450 Federal or State Funds Grant Restriction	\$ -	\$ -	\$ -
3480 Retirement of Long-Term Debt	-	-	-
3490 Other Restricted Fund Balance	471	4,342	4,374
Fund Balance-Committed:			
3530 Capital Expenditures for Equipment	-	-	-
3545 Other Committed Fund Balance	-	-	-
Fund Balance-Assigned:			
3570 Capital Expenditures for Equipment	-	-	-
3000 Total Fund Balances	\$ 471	\$ 4,342	\$ 4,374
Total Liabilities, Deferred Inflows & Fund			
4000 Balances	\$ 471	\$ 4,342	\$ 4,374

The notes to the financial statements are an integral part of this statement.

FISHER COUNTY, TEXAS
COMBINING BALANCE SHEET
NONMAJOR GOVERNMENTAL FUNDS
SEPTEMBER 30, 2014

Data Control Codes	85	86	87
	Bail Bond	State Fines & Fees	Senior Citizens
ASSETS			
1010 Cash and Cash Equivalents	\$ -	\$ -	\$ -
1050 Taxes Receivable	-	-	-
1051 Allowance for Uncollectible Taxes (credit)	-	-	-
1260 Intergovernmental Receivables	-	-	-
1300 Due from Other Funds	33,373	40,357	3,198
1390 Due from Others	-	-	-
1000 Total Assets	\$ 33,373	\$ 40,357	\$ 3,198
LIABILITIES			
2010 Payroll Liabilities	\$ -	\$ -	\$ 2,777
2300 Due to Other Funds	-	-	-
2000 Total Liabilities	\$ -	\$ -	\$ 2,777
DEFERRED INFLOWS OF RESOURCES			
2601 Unavailable Revenue - Property Taxes	\$ -	\$ -	\$ -
2600 Total Deferred Inflows of Resources	\$ -	\$ -	\$ -
FUND BALANCES			
Fund Balance-Restricted:			
3450 Federal or State Funds Grant Restriction	\$ -	\$ -	\$ -
3480 Retirement of Long-Term Debt	-	-	-
3490 Other Restricted Fund Balance	33,373	40,357	-
Fund Balance-Committed:			
3530 Capital Expenditures for Equipment	-	-	-
3545 Other Committed Fund Balance	-	-	-
Fund Balance-Assigned:			
3570 Capital Expenditures for Equipment	-	-	421
3000 Total Fund Balances	\$ 33,373	\$ 40,357	\$ 421
4000 Total Liabilities, Deferred Inflows & Fund Balances	\$ 33,373	\$ 40,357	\$ 3,198

The notes to the financial statements are an integral part of this statement.

FISHER COUNTY, TEXAS
COMBINING BALANCE SHEET
NONMAJOR GOVERNMENTAL FUNDS
SEPTEMBER 30, 2014

Data Control Codes	88 LEOSE Grant	89 Justice Court Technolgy	91 Dist. Attorney Drug Forfeiture
ASSETS			
1010 Cash and Cash Equivalents	\$ -	\$ -	\$ 2,126
1050 Taxes Receivable	-	-	-
1051 Allowance for Uncollectible Taxes (credit)	-	-	-
1260 Intergovernmental Receivables	-	-	-
1300 Due from Other Funds	1,980	3,314	-
1390 Due from Others	-	-	-
1000 Total Assets	\$ 1,980	\$ 3,314	\$ 2,126
LIABILITIES			
2010 Payroll Liabilities	\$ -	\$ -	\$ -
2300 Due to Other Funds	-	-	-
2000 Total Liabilities	\$ -	\$ -	\$ -
DEFERRED INFLOWS OF RESOURCES			
2601 Unavailable Revenue - Property Taxes	\$ -	\$ -	\$ -
2600 Total Deferred Inflows of Resources	\$ -	\$ -	\$ -
FUND BALANCES			
Fund Balance-Restricted:			
3450 Federal or State Funds Grant Restriction	\$ 1,980	\$ -	\$ -
3480 Retirement of Long-Term Debt	-	-	-
3490 Other Restricted Fund Balance	-	3,314	2,126
Fund Balance-Committed:			
3530 Capital Expenditures for Equipment	-	-	-
3545 Other Committed Fund Balance	-	-	-
Fund Balance-Assigned:			
3570 Capital Expenditures for Equipment	-	-	-
3000 Total Fund Balances	\$ 1,980	\$ 3,314	\$ 2,126
4000 Total Liabilities, Deferred Inflows & Fund Balances	\$ 1,980	\$ 3,314	\$ 2,126

The notes to the financial statements are an integral part of this statement.

FISHER COUNTY, TEXAS
COMBINING BALANCE SHEET
NONMAJOR GOVERNMENTAL FUNDS
SEPTEMBER 30, 2014

Data Control Codes	92	94	Total Nonmajor Special Revenue Funds
	Drug Forfeiture	Fisher County Grant	
ASSETS			
1010	\$ 45,254	\$ 3,749	\$ 51,129
1050	-	-	20,180
1051	-	-	(5,044)
1260	-	-	5,452
1300	-	-	217,998
1390	-	-	-
1000	Total Assets	\$ 3,749	\$ 289,715
LIABILITIES			
2010	\$ -	\$ -	\$ 38,491
2300	-	-	5,000
2000	Total Liabilities	\$ -	\$ 43,491
DEFERRED INFLOWS OF RESOURCES			
2601	\$ -	\$ -	\$ 15,136
2600	Total Deferred Inflows of Resources	\$ -	\$ 15,136
FUND BALANCES			
Fund Balance-Restricted:			
3450	\$ -	\$ 3,749	\$ 5,729
3480	-	-	-
3490	45,254	-	210,373
Fund Balance-Committed:			
3530	-	-	-
3545	-	-	-
Fund Balance-Assigned:			
3570	-	-	14,986
3000	Total Fund Balances	\$ 3,749	\$ 231,088
4000	Total Liabilities, Deferred Inflows & Fund Balances		\$ 289,715

The notes to the financial statements are an integral part of this statement.

FISHER COUNTY, TEXAS
COMBINING BALANCE SHEET
NONMAJOR GOVERNMENTAL FUNDS
SEPTEMBER 30, 2014

Data Control Codes		Total Nonmajor Governmental & Sinking Funds
ASSETS		
1010	Cash and Cash Equivalents	\$ - \$ 51,129
1050	Taxes Receivable	- 20,180
1051	Allowance for Uncollectible Taxes (credit)	- (5,044)
1260	Intergovernmental Receivables	- 5,452
1300	Due from Other Funds	- 217,998
1390	Due from Others	- -
1000	Total Assets	\$ - \$ 289,715
LIABILITIES		
2010	Payroll Liabilities	\$ - \$ 38,491
2300	Due to Other Funds	- 5,000
2000	Total Liabilities	\$ - \$ 43,491
DEFERRED INFLOWS OF RESOURCES		
2601	Unavailable Revenue - Property Taxes	\$ - \$ 15,136
2600	Total Deferred Inflows of Resources	\$ - \$ 15,136
FUND BALANCES		
Fund Balance-Restricted:		
3450	Federal or State Funds Grant Restriction	\$ - \$ 5,729
3480	Retirement of Long-Term Debt	- -
3490	Other Restricted Fund Balance	- 210,373
Fund Balance-Committed:		
3530	Capital Expenditures for Equipment	- -
3545	Other Committed Fund Balance	- -
Fund Balance-Assigned:		
3570	Capital Expenditures for Equipment	- 14,986
3000	Total Fund Balances	\$ - \$ 231,088
4000	Total Liabilities, Deferred Inflows & Fund Balances	\$ - \$ 289,715

The notes to the financial statements are an integral part of this statement.

FISHER COUNTY, TEXAS
 COMBINING STATEMENT OF REVENUES, EXPENDITURES
 AND CHANGES IN FUND BALANCES -
 NONMAJOR GOVERNMENTAL FUNDS
 FOR THE YEAR ENDED SEPTEMBER 30, 2014

Data Control Codes	FD20 Airport	FD61 Road & Bridge Pct. 1	FD62 Road & Bridge Pct. 2	FD63 Road & Bridge Pct. 3	
REVENUES:					
5110	Property Taxes	\$ -	\$ 134,137	\$ 134,137	\$ 134,136
5200	Licenses and Permits	-	77,054	77,054	77,553
5300	Intergovernmental Revenue and Grants	-	-	-	-
5400	Charges for Services	-	-	-	-
5520	Forfeits	-	-	-	-
5610	Investment Earnings	-	-	-	-
5620	Rents and Royalties	5,665	-	-	-
5640	Contributions & Donations from Private Sources	-	-	-	-
5700	Other Revenue	-	5,607	1,316	1,392
5020	Total Revenues	\$ 5,665	\$ 216,798	\$ 212,507	\$ 213,081
EXPENDITURES:					
General Government:					
6012	Administration - County Clerk	-	-	-	-
6019	Maintenance, Building, and Grounds	-	-	-	-
Public Safety:					
6021	County Sheriff	-	-	-	-
6022	911 Addressing	-	-	-	-
6024	Drug Forfeiture	-	-	-	-
Justice System:					
6032	County and District Court	-	-	-	-
6034	District Clerk	-	-	-	-
6038	County Attorney	-	-	-	-
6039	Other Judicial	-	-	-	-
Health and Human Services:					
6043	Senior Citizens	-	-	-	-
Infrastructure and Environmental Services:					
6051	Roads and Bridges	-	240,036	239,860	260,903
6052	Airport	1,693	-	-	-
Debt Service:					
6072	Other Debt Principal	-	55,188	46,275	81,580
6074	Other Debt Interest	-	5,417	6,342	11,212
6090	Intergovernmental	-	-	-	-
6030	Total Expenditures	\$ 1,693	\$ 300,641	\$ 292,477	\$ 353,695
1100	Excess of Revenues Over (Under) Expenditures	\$ 3,972	\$ (83,843)	\$ (79,970)	\$ (140,614)
OTHER FINANCING SOURCES (USES):					
7914	Sale of Real and Personal Property	\$ -	\$ -	\$ -	\$ -
7915	Non-Current Loans	-	-	608	27,612
7951	Transfers In (Out)	-	83,843	79,362	113,002
7080	Total Other Financing Sources (Uses)	\$ -	\$ 83,843	\$ 79,970	\$ 140,614
1200	Net Change in Fund Balance	\$ 3,972	\$ -	\$ -	\$ -
9100	Fund Balance - October 1 (Beginning)	10,593	-	-	-
9200	Fund Balance -September 30 (Ending)	\$ 14,565	\$ -	\$ -	\$ -

The notes to the Financial Statement are an integral part of this statement.

FISHER COUNTY, TEXAS
 COMBINING STATEMENT OF REVENUES, EXPENDITURES
 AND CHANGES IN FUND BALANCES -
 NONMAJOR GOVERNMENTAL FUNDS
 FOR THE YEAR ENDED SEPTEMBER 30, 2014

Data Control Codes	FD64 Road & Bridge Pet. 4	FD65 Court Record Preservation	FD66 C & D Court Technology	FD67 Dist. Court Records Technology
REVENUES:				
5110	Property Taxes	\$ 129,714	\$ -	\$ -
5200	Licenses and Permits	80,977	-	-
5300	Intergovernmental Revenue and Grants	-	-	-
5400	Charges for Services	-	581	530
5520	Forfeits	-	-	-
5610	Investment Earnings	-	-	-
5620	Rents and Royalties	-	-	-
5640	Contributions & Donations from Private Sources	-	-	-
5700	Other Revenue	1,199	41	-
5020	Total Revenues	\$ 211,890	\$ 581	\$ 41
EXPENDITURES:				
General Government:				
6012	Administration - County Clerk	-	-	-
6019	Maintenance, Building, and Grounds	-	-	-
Public Safety:				
6021	County Sheriff	-	-	-
6022	911 Addressing	-	-	-
6024	Drug Forfeiture	-	-	-
Justice System:				
6032	County and District Court	-	2,000	1,000
6034	District Clerk	-	-	-
6038	County Attorney	-	-	-
6039	Other Judicial	-	-	-
Health and Human Services:				
6043	Senior Citizens	-	-	-
Infrastructure and Environmental Services:				
6051	Roads and Bridges	227,689	-	-
6052	Airport	-	-	-
Debt Service:				
6072	Other Debt Principal	62,420	-	-
6074	Other Debt Interest	4,821	-	-
6090	Intergovernmental	-	-	-
6030	Total Expenditures	\$ 294,930	\$ 2,000	\$ 1,000
1100	Excess of Revenues Over (Under) Expenditures	\$ (83,040)	\$ (1,419)	\$ 41
OTHER FINANCING SOURCES (USES):				
7914	Sale of Real and Personal Property	\$ -	\$ -	\$ -
7915	Non-Current Loans	9,135	-	-
7951	Transfers In (Out)	73,905	-	-
7080	Total Other Financing Sources (Uses)	\$ 83,040	\$ -	\$ -
1200	Net Change in Fund Balance	\$ -	\$ (1,419)	\$ 41
9100	Fund Balance - October 1 (Beginning)	-	2,928	1,381
9200	Fund Balance -September 30 (Ending)	\$ -	\$ 1,509	\$ 911

The notes to the Financial Statement are an integral part of this statement.

FISHER COUNTY, TEXAS
 COMBINING STATEMENT OF REVENUES, EXPENDITURES
 AND CHANGES IN FUND BALANCES -
 NONMAJOR GOVERNMENTAL FUNDS
 FOR THE YEAR ENDED SEPTEMBER 30, 2014

Data Control Codes		FD68 Election Systems Contract	FD69 Grants Fund	FD71 Lateral Road Pct. 1	FD72 Lateral Road Pct. 2
	REVENUES:				
5110	Property Taxes	\$ -	\$ -	\$ -	\$ -
5200	Licenses and Permits	-	-	-	-
5300	Intergovernmental Revenue and Grants	-	5,000	5,318	5,318
5400	Charges for Services	-	-	-	-
5520	Forfeits	-	-	-	-
5610	Investment Earnings	-	-	-	-
5620	Rents and Royalties	-	-	-	-
5640	Contributions & Donations from Private Sources	-	-	-	-
5700	Other Revenue	1,573	-	-	-
5020	Total Revenues	<u>\$ 1,573</u>	<u>\$ 5,000</u>	<u>\$ 5,318</u>	<u>\$ 5,318</u>
	EXPENDITURES:				
	General Government:				
6012	Administration - County Clerk	-	-	-	-
6019	Maintenance, Building, and Grounds	-	-	-	-
	Public Safety:				
6021	County Sheriff	-	5,000	-	-
6022	911 Addressing	-	-	-	-
6024	Drug Forfeiture	-	-	-	-
	Justice System:				
6032	County and District Court	-	-	-	-
6034	District Clerk	-	-	-	-
6038	County Attorney	-	-	-	-
6039	Other Judicial	-	-	-	-
	Health and Human Services:				
6043	Senior Citizens	-	-	-	-
	Infrastructure and Environmental Services:				
6051	Roads and Bridges	-	-	5,318	5,318
6052	Airport	-	-	-	-
	Debt Service:				
6072	Other Debt Principal	-	-	-	-
6074	Other Debt Interest	-	-	-	-
6090	Intergovernmental	-	-	-	-
6030	Total Expenditures	<u>\$ -</u>	<u>\$ 5,000</u>	<u>\$ 5,318</u>	<u>\$ 5,318</u>
1100	Excess of Revenues Over (Under) Expenditures	<u>\$ 1,573</u>	<u>\$ -</u>	<u>\$ -</u>	<u>\$ -</u>
	OTHER FINANCING SOURCES (USES):				
7914	Sale of Real and Personal Property	\$ -	\$ -	\$ -	\$ -
7915	Non-Current Loans	-	-	-	-
7951	Transfers In (Out)	-	-	-	-
7080	Total Other Financing Sources (Uses)	<u>\$ -</u>	<u>\$ -</u>	<u>\$ -</u>	<u>\$ -</u>
1200	Net Change in Fund Balance	<u>\$ 1,573</u>	<u>\$ -</u>	<u>\$ -</u>	<u>\$ -</u>
9100	Fund Balance - October 1 (Beginning)	-	-	-	-
9200	Fund Balance -September 30 (Ending)	<u>\$ 1,573</u>	<u>\$ -</u>	<u>\$ -</u>	<u>\$ -</u>

The notes to the Financial Statement are an integral part of this statement.

FISHER COUNTY, TEXAS
 COMBINING STATEMENT OF REVENUES, EXPENDITURES
 AND CHANGES IN FUND BALANCES -
 NONMAJOR GOVERNMENTAL FUNDS
 FOR THE YEAR ENDED SEPTEMBER 30, 2014

Data Control Codes	FD73 Lateral Road Pct. 3	FD74 Lateral Road Pct. 4	FD75 911 Addressing	FD76 County Clerk Archive
REVENUES:				
5110	\$ -	\$ -	\$ -	\$ -
5200	-	-	-	-
5300	5,318	5,318	-	-
5400	-	-	-	20,149
5520	-	-	-	-
5610	-	-	-	4
5620	-	-	-	-
5640	-	-	-	-
5700	-	-	-	-
5020	<u>\$ 5,318</u>	<u>\$ 5,318</u>	<u>\$ -</u>	<u>\$ 20,153</u>
EXPENDITURES:				
General Government:				
6012	-	-	-	18,342
6019	-	-	-	-
Public Safety:				
6021	-	-	-	-
6022	-	-	500	-
6024	-	-	-	-
Justice System:				
6032	-	-	-	-
6034	-	-	-	-
6038	-	-	-	-
6039	-	-	-	-
Health and Human Services:				
6043	-	-	-	-
Infrastructure and Environmental Services:				
6051	5,318	5,318	-	-
6052	-	-	-	-
Debt Service:				
6072	-	-	-	-
6074	-	-	-	-
6090	-	-	-	-
6030	<u>\$ 5,318</u>	<u>\$ 5,318</u>	<u>\$ 500</u>	<u>\$ 18,342</u>
1100	<u>\$ -</u>	<u>\$ -</u>	<u>\$ (500)</u>	<u>\$ 1,811</u>
OTHER FINANCING SOURCES (USES):				
7914	\$ -	\$ -	\$ -	\$ -
7915	-	-	-	-
7951	-	-	-	-
7080	<u>\$ -</u>	<u>\$ -</u>	<u>\$ -</u>	<u>\$ -</u>
1200	<u>\$ -</u>	<u>\$ -</u>	<u>\$ (500)</u>	<u>\$ 1,811</u>
9100	-	-	2,257	16,757
9200	<u>\$ -</u>	<u>\$ -</u>	<u>\$ 1,757</u>	<u>\$ 18,568</u>

The notes to the Financial Statement are an integral part of this statement.

FISHER COUNTY, TEXAS
 COMBINING STATEMENT OF REVENUES, EXPENDITURES
 AND CHANGES IN FUND BALANCES -
 NONMAJOR GOVERNMENTAL FUNDS
 FOR THE YEAR ENDED SEPTEMBER 30, 2014

Data Control Codes	FD77 Judicial Education	FD78 County Clerk Preservation	FD79 Law Library	FD80 District Clerk Preservation
REVENUES:				
5110	\$ -	\$ -	\$ -	\$ -
5200	-	-	-	-
5300	-	-	-	-
5400	75	21,164	1,785	274
5520	-	-	-	-
5610	-	11	-	4
5620	-	-	-	-
5640	-	-	-	-
5700	-	-	-	-
5020	<u>\$ 75</u>	<u>\$ 21,175</u>	<u>\$ 1,785</u>	<u>\$ 278</u>
EXPENDITURES:				
General Government:				
6012	-	22,625	-	-
6019	-	-	-	-
Public Safety:				
6021	-	-	-	-
6022	-	-	-	-
6024	-	-	-	-
Justice System:				
6032	-	-	-	-
6034	-	-	-	1,508
6038	-	-	678	-
6039	-	-	-	-
Health and Human Services:				
6043	-	-	-	-
Infrastructure and Environmental Services:				
6051	-	-	-	-
6052	-	-	-	-
Debt Service:				
6072	-	-	-	-
6074	-	-	-	-
6090	-	-	-	-
6030	<u>\$ -</u>	<u>\$ 22,625</u>	<u>\$ 678</u>	<u>\$ 1,508</u>
1100	<u>\$ 75</u>	<u>\$ (1,450)</u>	<u>\$ 1,107</u>	<u>\$ (1,230)</u>
OTHER FINANCING SOURCES (USES):				
7914	\$ -	\$ -	\$ -	\$ -
7915	-	-	-	-
7951	-	-	-	-
7080	<u>\$ -</u>	<u>\$ -</u>	<u>\$ -</u>	<u>\$ -</u>
1200	<u>\$ 75</u>	<u>\$ (1,450)</u>	<u>\$ 1,107</u>	<u>\$ (1,230)</u>
9100	481	35,337	-	2,087
9200	<u>\$ 556</u>	<u>\$ 33,887</u>	<u>\$ 1,107</u>	<u>\$ 857</u>

The notes to the Financial Statement are an integral part of this statement.

FISHER COUNTY, TEXAS
 COMBINING STATEMENT OF REVENUES, EXPENDITURES
 AND CHANGES IN FUND BALANCES -
 NONMAJOR GOVERNMENTAL FUNDS
 FOR THE YEAR ENDED SEPTEMBER 30, 2014

Data Control Codes	FD81 Courthouse Security	FD82 County Preservation	FD83 Inmate Telephone	FD84 Co Attorney Hot Check
REVENUES:				
5110	\$ -	\$ -	\$ -	\$ -
5200	-	-	-	-
5300	-	-	-	-
5400	3,248	598	229	4,743
5520	-	-	-	-
5610	-	1	-	-
5620	-	-	-	-
5640	-	-	-	-
5700	-	-	-	-
5020	<u>\$ 3,248</u>	<u>\$ 599</u>	<u>\$ 229</u>	<u>\$ 4,743</u>
EXPENDITURES:				
General Government:				
6012	-	-	-	-
6019	3,674	1,361	-	-
Public Safety:				
6021	-	-	-	-
6022	-	-	-	-
6024	-	-	-	-
Justice System:				
6032	-	-	-	-
6034	-	-	-	-
6038	-	-	-	4,885
6039	-	-	-	-
Health and Human Services:				
6043	-	-	-	-
Infrastructure and Environmental Services:				
6051	-	-	-	-
6052	-	-	-	-
Debt Service:				
6072	-	-	-	-
6074	-	-	-	-
6090	-	-	-	-
6030	<u>\$ 3,674</u>	<u>\$ 1,361</u>	<u>\$ -</u>	<u>\$ 4,885</u>
1100	<u>\$ (426)</u>	<u>\$ (762)</u>	<u>\$ 229</u>	<u>\$ (142)</u>
OTHER FINANCING SOURCES (USES):				
7914	\$ -	\$ -	\$ -	\$ -
7915	-	-	-	-
7951	-	-	-	-
7080	<u>\$ -</u>	<u>\$ -</u>	<u>\$ -</u>	<u>\$ -</u>
1200	<u>\$ (426)</u>	<u>\$ (762)</u>	<u>\$ 229</u>	<u>\$ (142)</u>
9100	16,188	1,233	4,113	4,516
9200	<u>\$ 15,762</u>	<u>\$ 471</u>	<u>\$ 4,342</u>	<u>\$ 4,374</u>

The notes to the Financial Statement are an integral part of this statement.

FISHER COUNTY, TEXAS
 COMBINING STATEMENT OF REVENUES, EXPENDITURES
 AND CHANGES IN FUND BALANCES -
 NONMAJOR GOVERNMENTAL FUNDS
 FOR THE YEAR ENDED SEPTEMBER 30, 2014

Data Control Codes	FD85 Bail Bond	FD86 State Fines & Fees	FD87 Senior Citizens	FD88 LEOSE Grant
REVENUES:				
5110	\$ -	\$ -	\$ -	\$ -
5200	-	-	-	-
5300	-	-	69,668	972
5400	8,176	38,962	-	-
5520	-	-	-	-
5610	-	-	-	-
5620	-	-	-	-
5640	-	-	4,837	-
5700	-	-	(124)	-
5020	<u>\$ 8,176</u>	<u>\$ 38,962</u>	<u>\$ 74,381</u>	<u>\$ 972</u>
EXPENDITURES:				
General Government:				
6012	-	-	-	-
6019	-	-	-	-
Public Safety:				
6021	6,085	-	-	-
6022	-	-	-	-
6024	-	-	-	-
Justice System:				
6032	-	-	-	-
6034	-	-	-	-
6038	-	-	-	-
6039	-	-	-	-
Health and Human Services:				
6043	-	-	142,146	-
Infrastructure and Environmental Services:				
6051	-	-	-	-
6052	-	-	-	-
Debt Service:				
6072	-	-	-	-
6074	-	-	-	-
6090	-	38,328	-	-
6030	<u>\$ 6,085</u>	<u>\$ 38,328</u>	<u>\$ 142,146</u>	<u>\$ -</u>
1100	<u>\$ 2,091</u>	<u>\$ 634</u>	<u>\$ (67,765)</u>	<u>\$ 972</u>
OTHER FINANCING SOURCES (USES):				
7914	\$ -	\$ -	\$ -	\$ -
7915	-	-	-	-
7951	-	-	67,765	-
7080	<u>\$ -</u>	<u>\$ -</u>	<u>\$ 67,765</u>	<u>\$ -</u>
1200	<u>\$ 2,091</u>	<u>\$ 634</u>	<u>\$ -</u>	<u>\$ 972</u>
9100	31,282	39,723	421	1,008
9200	<u>\$ 33,373</u>	<u>\$ 40,357</u>	<u>\$ 421</u>	<u>\$ 1,980</u>

The notes to the Financial Statement are an integral part of this statement.

FISHER COUNTY, TEXAS
 COMBINING STATEMENT OF REVENUES, EXPENDITURES
 AND CHANGES IN FUND BALANCES -
 NONMAJOR GOVERNMENTAL FUNDS
 FOR THE YEAR ENDED SEPTEMBER 30, 2014

Data Control Codes	FD89 Justice Court Technology	FD91 Dist Attorney Drug Forfeiture	FD92 Drug Forfeiture	FD94 Fisher County Grant
REVENUES:				
5110	Property Taxes	\$ -	\$ -	\$ -
5200	Licenses and Permits	-	-	-
5300	Intergovernmental Revenue and Grants	-	-	43
5400	Charges for Services	1,188	-	-
5520	Forfeits	-	4,500	-
5610	Investment Earnings	-	89	-
5620	Rents and Royalties	-	-	-
5640	Contributions & Donations from Private Sources	-	-	-
5700	Other Revenue	-	-	-
5020	Total Revenues	\$ 1,188	\$ 3	\$ 4,589
EXPENDITURES:				
General Government:				
6012	Administration - County Clerk	-	-	-
6019	Maintenance, Building, and Grounds	-	-	-
Public Safety:				
6021	County Sheriff	-	-	-
6022	911 Addressing	-	-	-
6024	Drug Forfeiture	-	20,587	-
Justice System:				
6032	County and District Court	-	-	-
6034	District Clerk	-	-	-
6038	County Attorney	-	-	-
6039	Other Judicial	404	-	-
Health and Human Services:				
6043	Senior Citizens	-	-	-
Infrastructure and Environmental Services:				
6051	Roads and Bridges	-	-	-
6052	Airport	-	-	-
Debt Service:				
6072	Other Debt Principal	-	-	-
6074	Other Debt Interest	-	-	-
6090	Intergovernmental	-	-	-
6030	Total Expenditures	\$ 404	\$ -	\$ 20,587
1100	Excess of Revenues Over (Under) Expenditures	\$ 784	\$ 3	\$ (15,998)
OTHER FINANCING SOURCES (USES):				
7914	Sale of Real and Personal Property	\$ -	\$ -	\$ -
7915	Non-Current Loans	-	-	-
7951	Transfers In (Out)	-	-	-
7080	Total Other Financing Sources (Uses)	\$ -	\$ -	\$ -
1200	Net Change in Fund Balance	\$ 784	\$ 3	\$ (15,998)
9100	Fund Balance - October 1 (Beginning)	2,530	2,123	61,252
9200	Fund Balance -September 30 (Ending)	\$ 3,314	\$ 2,126	\$ 45,254

The notes to the Financial Statement are an integral part of this statement.

FISHER COUNTY, TEXAS
 COMBINING STATEMENT OF REVENUES, EXPENDITURES
 AND CHANGES IN FUND BALANCES -
 NONMAJOR GOVERNMENTAL FUNDS
 FOR THE YEAR ENDED SEPTEMBER 30, 2014

Data Control Codes		Total Nonmajor Governmental Funds
	REVENUES:	
5110	Property Taxes	\$ 532,124
5200	Licenses and Permits	312,638
5300	Intergovernmental Revenue and Grants	96,955
5400	Charges for Services	101,702
5520	Forfeits	4,500
5610	Investment Earnings	112
5620	Rents and Royalties	5,665
5640	Contributions & Donations from Private Sources	4,837
5700	Other Revenue	11,004
5020	Total Revenues	\$ 1,069,537
	EXPENDITURES:	
	General Government:	
6012	Administration - County Clerk	\$ 40,967
6019	Maintenance, Building, and Grounds	5,035
	Public Safety:	
6021	County Sheriff	11,085
6022	911 Addressing	500
6024	Drug Forfeiture	20,587
	Justice System:	
6032	County and District Court	3,000
6034	District Clerk	1,508
6038	County Attorney	5,563
6039	Other Judicial	404
	Health and Human Services:	
6043	Senior Citizens	142,146
	Infrastructure and Environmental Services:	
6051	Roads and Bridges	989,760
6052	Airport	1,693
	Debt Service:	
6072	Other Debt Principal	245,463
6074	Other Debt Interest	27,792
6090	Intergovernmental	38,328
6030	Total Expenditures	\$ 1,533,831
1100	Excess of Revenues Over (Under) Expenditures	\$ (464,294)
	OTHER FINANCING SOURCES (USES):	
7914	Sale of Real and Personal Property	\$ -
7915	Non-Current Loans	37,355
7951	Transfers In (Out)	417,877
7080	Total Other Financing Sources (Uses)	\$ 455,232
1200	Net Change in Fund Balance	\$ (9,062)
9100	Fund Balance - October 1 (Beginning)	240,150
9200	Fund Balance -September 30 (Ending)	\$ 231,088

The notes to the Financial Statement are an integral part of this statement.

FISHER COUNTY, TEXAS
 COMBINING STATEMENT OF NET POSITION
 AGENCY FUNDS
 SEPTEMBER 30, 2014

		BALANCE OCTOBER 1, 2013	ADDITIONS	DEDUCTIONS	BALANCE SEPTEMBER 30, 2014
ESCROW AGENCY FUND					
Assets:					
1300	Due From Other Funds	\$ 18,499	\$ 6,745	\$ 6,745	\$ 18,499
Liabilities:					
2080	Due to Other Governments	\$ 18,499	\$ 6,745	\$ 6,745	\$ 18,499
OTHER AGENCY FUNDS					
Assets:					
1010	Cash and Cash Equivalents	\$ 829,127	\$ 831,029	\$ 979,878	\$ 680,278
Liabilities:					
2080	Due to Other Governments	\$ -	\$ -	\$ -	\$ -
2090	Due to Others	\$ 829,127	\$ 831,029	\$ 979,878	\$ 680,278
	Total Liabilities	\$ 829,127	\$ 831,029	\$ 979,878	\$ 680,278
TOTAL ALL AGENCY FUNDS					
Assets:					
1010	Cash and Cash Equivalents	\$ 847,626	\$ 837,774	\$ 986,623	\$ 698,777
Liabilities:					
2080	Due to Other Governments	\$ 18,499	\$ 6,745	\$ 6,745	\$ 18,499
2090	Due to Others	\$ 829,127	\$ 831,029	\$ 979,878	\$ 680,278
	Total Liabilities	\$ 847,626	\$ 837,774	\$ 986,623	\$ 698,777

The notes to the Financial Statement are an integral part of this statement.

REPORTS ON COMPLIANCE AND INTERNAL CONTROLS

James E. Rodgers and Company, PC

Certified Public Accountants

20 Southwest Third Street • PO Box 669 • Hamlin, Texas 79520 • Tel: 325-576-2356 • Fax: 325-576-3525

E-mail: rodgerscpa@att.net

Member of Texas Society of CPA's and American Institute of CPA's

Richard E. Rodgers CPA • Gerald L. Rodgers CPA

June 8, 2015

Government Auditing Standards Report on Internal Control over Financial Reporting and on Compliance and Other Matters—with No Material Weaknesses, Significant Deficiencies, or Reportable Instances of Noncompliance or Other Matters Identified

To the Commissioners Court of Fisher County
Fisher County, Texas
Roby, Texas 79543

We have audited, in accordance with the auditing standards generally accepted in the United States of America and the standards applicable to financial audits contained in *Government Auditing Standards* issued by the Comptroller General of the United States, the financial statements of the governmental activities, each major fund, and the aggregate remaining fund information of Fisher County, Texas, as of and for the year ended September 30, 2014, and the related notes to the financial statements, which collectively comprise Fisher County, Texas's basic financial statements, and have issued our report thereon dated June 8, 2015.

Internal Control Over Financial Reporting

In planning and performing our audit of the financial statements, we considered Fisher County, Texas's internal control over financial reporting (internal control) to determine the audit procedures that are appropriate in the circumstances for the purpose of expressing our opinions on the financial statements, but not for the purpose of expressing an opinion on the effectiveness of Fisher County, Texas's internal control. Accordingly, we do not express an opinion on the effectiveness of Fisher County, Texas's internal control.

A *deficiency in internal control* exists when the design or operation of a control does not allow management or employees, in the normal course of performing their assigned functions, to prevent, or detect and correct, misstatements on a timely basis. A *material weakness* is a deficiency, or a combination of deficiencies, in internal control, such that there is a reasonable possibility that a material misstatement of the entity's financial statements will not be prevented, or detected and corrected on a timely basis. A *significant deficiency* is a deficiency, or a combination of deficiencies, in internal control that is less severe than a material weakness, yet important enough to merit attention by those charged with governance.

Our consideration of internal control was for the limited purpose described in the first paragraph of this section and was not designed to identify all deficiencies in internal control that might be material weaknesses or, significant deficiencies. Given these limitations, during our audit we did not identify any deficiencies in internal control that we consider to be material weaknesses. However, material weaknesses may exist that have not been identified.

James E Rodgers and Company, PC

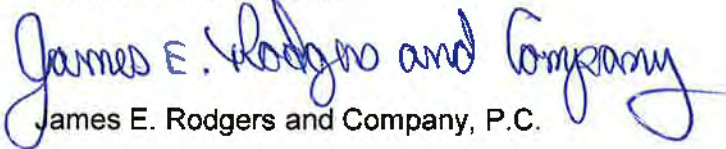
Compliance and Other Matters

As part of obtaining reasonable assurance about whether Fisher County, Texas's financial statements are free from material misstatement, we performed tests of its compliance with certain provisions of laws, regulations, contracts, and grant agreements, noncompliance with which could have a direct and material effect on the determination of financial statement amounts. However, providing an opinion on compliance with those provisions was not an objective of our audit, and accordingly, we do not express such an opinion. The results of our tests disclosed no instance of noncompliance or other matters that are required to be reported under *Government Auditing Standards* and thus is not reported on the *Schedule of Finding and Responses*.

Purpose of this Report

The purpose of this report is solely to describe the scope of our testing of internal control and compliance and the results of that testing, and not to provide an opinion on the effectiveness of the entity's internal control or on compliance. This report is an integral part of an audit performed in accordance with *Government Auditing Standards* in considering the entity's internal control and compliance. Accordingly, this communication is not suitable for any other purpose.

Respectfully submitted,


James E. Rodgers and Company, P.C.

FISHER COUNTY, TEXAS
SCHEDULE OF FINDINGS AND RESPONSES
FOR THE YEAR ENDED SEPTEMBER 30, 2014

I. Summary of the Auditor's Results:

- | | | |
|--------|---|---------------------------|
| 1. | Type of report issued on the financial statements: | Unmodified opinion |
| 2. (a) | Significant deficiencies in internal control: | None |
| | (b) Significant deficiencies that were material weaknesses: | None |
| 3. | Noncompliance, which is material to the financial statements: | None |

II. Findings Relating to the Financial Statements Which Are Required To Be Reported in Accordance with *Generally Accepted Government Auditing Standards (GAGAS)*.

Finding 2014-1:

- | | | |
|----|------------------|-----|
| a. | Condition: | N/A |
| b. | Criteria: | N/A |
| c. | Cause: | N/A |
| d. | Effect: | N/A |
| e. | Recommendation: | N/A |
| f. | County Response: | N/A |

OTHER INDEPENDENT AUDITOR COMMUNICATIONS

James E. Rodgers and Company, PC

Certified Public Accountants

20 Southwest Third Street • PO Box 669 • Hamlin, Texas 79520 • Tel: 325-576-2356 • Fax: 325-576-3525

E-mail: rodgerscpa@att.net

Member of Texas Society of CPA's and American Institute of CPA's

Richard E. Rodgers CPA • Gerald L. Rodgers CPA

June 8, 2015

Communication of No Material Weaknesses in a Separate Report

**To the Commissioners Court of Fisher County, Texas
Fisher County, Texas
Roby, Texas 79543**

In planning and performing our audit of the financial statements of the governmental activities, each major fund, and the aggregate remaining fund information of Fisher County, Texas as of and for the year ended September 30, 2014, in accordance with auditing standards generally accepted in the United States of America, we considered Fisher County, Texas's internal control over financial reporting (internal control) as a basis for designing audit procedures that are appropriate in the circumstances for the purpose of expressing our opinions on the financial statements, but not for the purpose of expressing an opinion on the effectiveness of the Fisher County, Texas's internal control. Accordingly, we do not express an opinion on the effectiveness of the Fisher County, Texas's internal control.

A deficiency in internal control exists when the design or operation of a control does not allow management or employees, in the normal course of performing their assigned functions, to prevent, or detect and correct, misstatements on a timely basis. A material weakness is a deficiency, or a combination of deficiencies, in internal control, such that there is a reasonable possibility that a material misstatement of the entity's financial statements will not be prevented, or detected and corrected, on a timely basis.

Our consideration of internal control was for the limited purpose described in the first paragraph and was not designed to identify all deficiencies in internal control that might be material weaknesses. Given these limitations during our audit, we did not identify any deficiencies in internal control that we consider to be material weaknesses. However, material weaknesses may exist that have not been identified.

This information is intended solely for the use of the County's Commissioners Court, the audit committee, the administration, federal awarding agencies and pass-through entities, and is not intended to be and should not be used by anyone other than these specified parties.

Respectfully submitted,


James E. Rodgers and Company, P.C.

James E. Rodgers and Company, PC

Certified Public Accountants

20 Southwest Third Street • PO Box 669 • Hamlin, Texas 79520 • Tel: 325-576-2356 • Fax: 325-576-3525

E-mail: rodgerscpa@att.net

Member of Texas Society of CPA's and American Institute of CPA's

Richard E. Rodgers CPA • Gerald L. Rodgers CPA

June 8, 2015

Communication with Those Charged with Governance at the Conclusion of the Audit

To the Commissioners Court of Fisher County
Fisher County, Texas
Roby, Texas 79543

We have audited the financial statements of the governmental activities, each major fund, and the aggregate remaining fund information of Fisher County, Texas for the year ended September 30, 2014. Professional standards require that we provide you with information about our responsibilities under generally accepted auditing standards (and, if applicable, *Government Auditing Standards* and OMB Circular A-133), as well as certain information related to the planned scope and timing of our audit. We have communicated such information in our letter to you dated May 22, 2015. Professional standards also require that we communicate to you the following information related to our audit.

Significant Audit Findings

Qualitative Aspects of Accounting Practices

Management is responsible for the selection and use of appropriate accounting policies. The significant accounting policies used by Fisher County, Texas are described in Note 1 to the financial statements. No new accounting policies were adopted and the application of existing policies was not changed during the year ended September 30, 2014. We noted no transactions entered into by the governmental unit during the year for which there is a lack of authoritative guidance or consensus. All significant transactions have been recognized in the financial statements in the proper period.

Accounting estimates are an integral part of the financial statements prepared by management and are based on management's knowledge and experience about past and current events and assumptions about future events. Certain accounting estimates are particularly sensitive because of their significance to the financial statements and because of the possibility that future events affecting them may differ significantly from those expected. The most sensitive estimate(s) affecting the District's financial statements were:

- ❖ Management's estimate of the allowance for uncollectible taxes is based on historical property tax collections for the District. We evaluated the key factors and assumptions used to develop the allowance for uncollectible taxes in determining that it is reasonable in relation to the financial statements taken as a whole.

Certain financial statement disclosures are particularly sensitive because of their significance to financial statement users. The most sensitive disclosure affecting the financial statements was:

- ❖ The disclosure of current litigation (if any) in Note IV-R to the financial statements. There were no issues or judgments in formulating the disclosure due to the lack of current litigation.
- ❖ The financial statement disclosures are neutral, consistent, and clear.

James E. Rodgers and Company, PC

Difficulties Encountered in Performing the Audit

We encountered no significant difficulties in dealing with management in performing and completing our audit.

Corrected and Uncorrected Misstatements

Professional standards require us to accumulate all known and likely misstatements identified during the audit, other than those that are clearly trivial, and communicate them to the appropriate level of management. Management has corrected all such misstatements. In addition, none of the misstatements detected as a result of audit procedures and corrected by management were material, either individually or in the aggregate, to each opinion unit's financial statements taken as a whole.

Disagreements with Management

For purposes of this letter, a disagreement with management is a financial accounting, reporting, or auditing matter, whether or not resolved to our satisfaction, that could be significant to the financial statements or the auditor's report. We are pleased to report that no such disagreements arose during the course of our audit.

Management Representations

We have requested certain representations from management that are included in the management representation letter dated June 8, 2015.

Management Consultations with Other Independent Accountants

In some cases, management may decide to consult with other accountants about auditing and accounting matters, similar to obtaining a "second opinion" on certain situations. If a consultation involves application of an accounting principle to the governmental unit's financial statements or a determination of the type of auditor's opinion that may be expressed on those statements, our professional standards require the consulting accountant to check with us to determine that the consultant has all the relevant facts. To our knowledge, there were no such consultations with other accountants.

Other Audit Findings or Issues

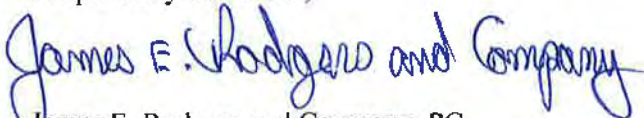
We generally discuss a variety of matters, including the application of accounting principles and auditing standards, with management each year prior to retention as the governmental unit's auditors. However, these discussions occurred in the normal course of our professional relationship and our responses were not a condition to our retention.

Other Matters

With respect to the supplementary information accompanying the financial statements, we made certain inquiries of management and evaluated the form, content, and methods of preparing the information to determine that the information complies with accounting principles generally accepted in the United States of America, the method of preparing it has not changed from the prior period, and the information is appropriate and complete in relation to our audit of the financial statements. We compared and reconciled the supplementary information to the underlying accounting records used to prepare the financial statements or to the financial statements themselves.

This information is intended solely for the use of the County's Commissioners Court, the audit committee, the administration, federal awarding agencies and pass-through entities, and is not intended to be, and should not be, used by anyone other than these specified parties.

Respectfully submitted,


James E. Rodgers and Company, PC